



1.2.2 Details of the subject related Certificate/ Diploma/ Add on courses

INDEX SHEET

| SL NO | DESCRIPTION | PAGE NO |
|-------|--|----------|
| 1. | Certificate of the Head of the Institution | 02-03 |
| 2. | Any Other Relevant Information | 04-139 ✓ |
| 3. | Details of the Add on Courses | 05-139 |



Prof. Dr. Vinod Kumar
Principal
Al-Azhar Dental College
Thodupuzha - 685 605



**AL-AZHAR
DENTAL COLLEGE**

Perumpillichira P. O., Thodupuzha
Idukki Dist., Kerala- 685 605
☎ +91 94977 20069 | +91 94463 91111

CERTIFICATE OF THE HEAD OF THE INSTITUTION



[Handwritten Signature]
Prof. Dr. Vinod Kumar R B
Principal
Al-Azhar Dental College
Thodupuzha - 685 605



DR. VINOD KUMAR R B, MDS

PRINCIPAL

TO WHOMSOEVER IT MAY CONCERN

This is to certify that the following table includes the number of students enrolled in subject related Certificate/ Diploma/Add on courses as against the total number of students in the year 2023-2024 are given below:

| Academic Year | 2023-2024 |
|--|-----------|
| Number of students enrolled in subject related Add on Programs | 419 |
| Total number of students | 561 |



[Handwritten Signature]
Prof. Dr. Vinod Kumar R B
Principal
Al-Azhar Dental College
Thodupuzha - 685 605




**AL-AZHAR
DENTAL COLLEGE**

Perumpillichira P. O., Thodupuzha
Idukki Dist., Kerala- 685 605
☎ +91 94977 20069 | +91 94463 91111

ANY OTHER RELEVANT INFORMATION



[Handwritten Signature]
Prof. Dr. Vinod Kumar P B
Principal
Al-Azhar Dental College
Thodupuzha - 685 605



AL-AZHAR DENTAL COLLEGE

Perumpillichira P. O., Thodupuzha
Idukki Dist., Kerala- 685 605
☎ +91 94977 20069 | +91 94463 91111

DETAILS OF THE ADD ON COURSES 2023-2024



V. K. R. B.
Prof. Dr. Vinod Kumar R B
Principal
Al-Azhar Dental College
Thodupuzha - 685 605

PERMISSION LETTER

From


Head of the Department
Department of Periodontics
Al Azhar Dental College

Date: 03/11/2023

To

The Principal
Al Azhar Dental College
Perumpillichira, Thodupuzha

I kindly request you to grant permission to conduct an ADD ON COURSE on "DENTAL IMPLANTS" from 13th November 2023 to 23rd November 2023. Please make the necessary arrangements.




Thanking You Sir



Yours Sincerely

HOD, Department of periodontics


HEAD OF THE DEPT:
DEPT OF PERIODONTICS
AL-AZHAR DENTAL COLLEGE
THODUPUZHA - 685 605



Prof. Dr. Karvey Thomas MDS
Principal
Al-Azhar Dental College
Thodupuzha - 685 605



Prof. Dr. Vinod Kumar R B
Principal
Al-Azhar Dental College
Thodupuzha - 685 605



Off : 04862 224366

Fax: 04862 229586

AL-AZHAR DENTAL COLLEGE

(APPROVED BY DENTAL COUNCIL OF INDIA & AFFILIATED TO KUHS)

RUN BY NOORUL ISLAM TRUST

PERUMPILLICHIRA P. O., THODUPUZHA, IDUKKI DIST., KERALA- 685 605

Ref. No. AADC/CIR/58F

Date: 06/11/2023

CIRCULAR

This is to inform that, IQAC – AADC in collaboration with DEPT. OF PERIODONTICS is conducting an Add on Course on 'DENTAL IMPLANTS' from 13th November 2023 to 23rd November 2023 at AADC. All students and interns are requested to attend the program without any fail.

PRINCIPAL



Prof. Dr. Harvey Thomas MDS
Principal
Al-Azhar Dental College
Thodupuzha - 685 605


Copy to

Administrative officer

All Departments

Notice board

Office File


Prof. Dr. Vinod Kumar R.B.
Principal
Al-Azhar Dental College
Thodupuzha - 685 605



AL-AZHAR DENTAL COLLEGE

DENTAL IMPLANTS



Prof. Dr. Vinod Kumar R B
Principal
Al-Azhar Dental College
Thodupuzha - 685 605



DR MAZOOD AHAMAD
READER
PERIODONTICS
AADC

CONTENTS

- Day 1: Introduction od Dental Implants
- Day 2: Surgical principles
- Day 3: Restorative aspects
- Day 4: Complications & management
- Day 5: Advanced surgical techniques
- Day 6: Advanced Prosthetic techniques
- Day 7: Implant Complications
- Day 8: Implant maintenance & long term care
- Day 9: Marketing & Practice management
- Day 10: Assessment




13-11-2023 to 23-11-2023



02.30 pm – 05:30 pm

VENUE: MINI AUDITORIUM, ALAZHAR DENTAL COLLEGE



Off : 04862 224366

Fax: 04862 229586

AL-AZHAR DENTAL COLLEGE

(APPROVED BY DENTAL COUNCIL OF INDIA & AFFILIATED TO KUHS)

RUN BY NOORUL ISLAM TRUST

PERUMPILLICHIRA P. O., THODUPUZHA, IDUKKI DIST., KERALA- 685 605

REPORT

| | |
|----------------------------|---|
| PROGRAMME | : Dental Implants |
| ORGANISED BY | : Department of Periodontics |
| RESOURCE PERSON | : Dr. Mazood Ahamad (Associate Prof. , Dept of Periodontics) |
| DATE | : 13-11-23 to 23-11-23 |
| TIME | : 02:30 - 05:30 pm |
| VENUE | : Mini Auditorium |
| NO. OF PARTICIPANTS | : 110 |

The programme was conducted by Dept of Periodontics in association with the Al Azhar IQAC. The programme was attended by the house surgeons and final year students. Dr. Sajil John, Dept of Periodontics, delivered the welcome address. The Principal, Dr. Harvey Thomas, addressed the gathering and stressed on the importance of the topic in the present scenario. Our course mentor, Dr. Mazood Ahamad, who is also the Associate Professor, Department of Periodontics AADC, was introduced to the audience by Dr. Surya Suprabhan, Dept of Periodontics. It was followed by the faculty presentation by the speaker, Dr. Mazood Ahamad.


On Day 1 of programme commenced with the self-introduction of the participants which was shortly followed by the Dr. Mazood Ahamad introducing the students, to the world of Implants. The session also pointed out the surgical anatomy.

On Day 2 of the programme began shortly after lunch. The participants were briefed on the surgical principles of dental implants.

On Day 3, restorative aspects of dental implants were discussed.



Prof. Dr. Vinod Kumar B
Principal
Al-Azhar Dental College
Thodupuzha - 685 605



Guiding Light, Smiling Bright.

Off : 04862 224366

Fax: 04862 229586

AL-AZHAR DENTAL COLLEGE

(APPROVED BY DENTAL COUNCIL OF INDIA & AFFILIATED TO KUHS)

RUN BY NOORUL ISLAM TRUST

PERUMPILICHIRA P. O., THODUPUZHA, IDUKKI DIST., KERALA- 685 605

On Day 4, the participants were taught complications and management of dental implants.

On Day 5, an extensive session about advanced surgical techniques were given to the participants.

On Day 6, advanced prosthetic techniques were explained

On Day 7, the session dealt with implant complications workshop.


On Day 8, dealt with the implant maintenance and long term care.

On day 9, there was an extensive session on marketing and practice management

On Day 10, a course completion assessment was undertaken in the form of hands-on clinical sessions


The events on day 10 commenced with an interactive session, where the participants were given the opportunity to clear their doubts. Later on, the answers of the course completion assessment were discussed and results declared. Feedback about the program were collected from the participants.

Valedictory session was conducted and the participants were provided certificates for successful course completion. The 10 day programme concluded with the vote of thanks by Dr. Anu Mathew, Dept of periodontics on 23-11-2023.




Dr. Anu Mathew
HEAD OF THE DEPT.
DEPT OF PERIODONTICS
AL-AZHAR DENTAL COLLEGE
THODUPUZHA - 685 605

Prof. Dr. Vinod Kumar R.B
Principal
Al-Azhar Dental College
Thodupuzha - 685 605



Prof. Dr. Harvey Thomas MDS
Principal
Al-Azhar Dental College
Thodupuzha - 685 605



Guiding Light, Smiling Bright.

Off : 04862 224366

Fax: 04862 229586

AL-AZHAR DENTAL COLLEGE

(APPROVED BY DENTAL COUNCIL OF INDIA & AFFILIATED TO KUHS)

RUN BY NOORUL ISLAM TRUST

PERUMPILICHIRA P. O., THODUPUZHA, IDUKKI DIST., KERALA- 685 605

Date: 23-11-2023

DENTAL IMPLANTS

Resource Persons : Dr. Mazood Ahamad


Venue : Mini Auditorium


Time : 02:30 pm to 05:30 pm (30 hours course)


FEEDBACK FORM

| | | | | |
|---|--|--------------------------|-----------------------------|--------------------------|
| Name of the Participant | : Sonu Joy | | | |
| Address | : Marakkeadu (kt) Perumpillichira, Thodupuzha | | | |
| Phone Number | : 9544411549 | | | |
| Mail Id | : | | | |
| Write your comments here : | | | | |
| | Excellent | Good | Average | Poor |
| Appropriateness & content of the course | <input checked="" type="checkbox"/> | <input type="checkbox"/> | <input type="checkbox"/> | <input type="checkbox"/> |
| Did the course satisfy the objectives of the | Yes <input checked="" type="checkbox"/> | <input type="checkbox"/> | No <input type="checkbox"/> | <input type="checkbox"/> |
| Did it add new insights to your existing knowledge | Yes <input checked="" type="checkbox"/> | <input type="checkbox"/> | No <input type="checkbox"/> | <input type="checkbox"/> |
| Was the course interactive and interesting? | Yes <input checked="" type="checkbox"/> | <input type="checkbox"/> | No <input type="checkbox"/> | <input type="checkbox"/> |
| Take away from course: which emerging trend would you like to introduce to your | | | | |
| Overall rating of course | <input type="checkbox"/> | <input type="checkbox"/> | <input type="checkbox"/> | <input type="checkbox"/> |




Signature of the Participant


Prof. Dr. Vinod Kumar R B
Principal
Al-Azhar Dental College
Thodupuzha - 685 605



Guiding Light, Smiling Bright.

Off : 04862 224366

Fax: 04862 229586

AL-AZHAR DENTAL COLLEGE

(APPROVED BY DENTAL COUNCIL OF INDIA & AFFILIATED TO KUHS)

RUN BY NOORUL ISLAM TRUST

PERUMPILLICHIRA P. O., THODUPUZHA, IDUKKI DIST., KERALA- 685 605

Date: 23-11-2023

DENTAL IMPLANTS


Resource Persons : Dr. Mazood Ahamad

Venue : Mini Auditorium

Time : 02:30 pm to 05:30 pm (30 hours course)


FEEDBACK FORM

| | | | | |
|---|----------------------------|------|---------|------|
| Name of the Participant | : Anna Jenit | | | |
| Address | : Sujatha Pawan Trissur | | | |
| Phone Number | : 9497445310 | | | |
| Mail Id | : | | | |
| Write your comments here : | | | | |
| | Excellent | Good | Average | Poor |
| Appropriateness & content of the course | | ✓ | | |
| Did the course satisfy the objectives of the | Yes ✓ | | No | |
| Did it add new insights to your existing knowledge | Yes ✓ | | No | |
| Was the course interactive and interesting? | Yes ✓ | | No | |
| Take away from course: which emerging trend would you like to introduce to your | | | | |
| Overall rating of course | | | | |


Signature of the Participant



Prof. Dr. Vinod Kumar R B
Principal
Al-Azhar Dental College
Thodupuzha - 685 605



Guiding Light, Smiling Bright.

Off : 04862 224366

Fax: 04862 229586

AL-AZHAR DENTAL COLLEGE

(APPROVED BY DENTAL COUNCIL OF INDIA & AFFILIATED TO KUHS)

RUN BY NOORUL ISLAM TRUST

PERUMPILLICHIRA P. O., THODUPUZHA, IDUKKI DIST., KERALA- 685 605

Date: 23-11-2023

DENTAL IMPLANTS

Resource Persons : Dr. Mazood Ahamad
Venue : Mini Auditorium
Time : 02:30 pm to 05:30 pm (30 hours course)


FEEDBACK FORM

| | | | | | |
|---|-----|---|------|---------|------|
| Name of the Participant | : | SUWAIYYA.NK. | | | |
| Address | : | NARAKATH PUNNATHALA (PO), MALAPPURAM | | | |
| Phone Number | : | 9155568501 | | | |
| Mail Id | : | | | | |
| Write your comments here : | | | | | |
| | | Excellent | Good | Average | Poor |
| Appropriateness & content of the course | | ✓ | | | |
| Did the course satisfy the objectives of the | Yes | ✓ | | No | |
| Did it add new insights to your existing knowledge | Yes | ✓ | | No | |
| Was the course interactive and interesting? | Yes | ✓ | | No | |
| Take away from course: which emerging trend would you like to introduce to your | | | | | |
| Overall rating of course | | | | | |



Signature of the Participant

Prof. Dr. Vinod Kumar R B
Principal
Al-Azhar Dental College
Thodupuzha - 685 605



Guiding Light, Smiling Bright

Off : 04862 224366

Fax: 04862 229586

AL-AZHAR DENTAL COLLEGE

(APPROVED BY DENTAL COUNCIL OF INDIA & AFFILIATED TO KUHS)

RUN BY NOORUL ISLAM TRUST

PERUMPILLICHIRA P. O., THODUPUZHA, IDUKKI DIST., KERALA- 685 605

Date: 23-11-2023

DENTAL IMPLANTS

Resource Persons : Dr. Mazood Ahamad

Venue : Mini Auditorium

Time : 02:30 pm to 05:30 pm (30 hours course)


FEEDBACK FORM

| | | | | | |
|---|-----|-------------------------------------|--------------------------|--------------------------|--------------------------|
| Name of the Participant | : | Afya TS | | | |
| Address | : | Paravassal (H) Thodupuzha. | | | |
| Phone Number | : | 7902593020 | | | |
| Mail Id | : | | | | |
| Write your comments here : | | | | | |
| | | Excellent | Good | Average | Poor |
| Appropriateness & content of the course | | <input checked="" type="checkbox"/> | <input type="checkbox"/> | <input type="checkbox"/> | <input type="checkbox"/> |
| Did the course satisfy the objectives of the | Yes | <input checked="" type="checkbox"/> | <input type="checkbox"/> | No | |
| Did it add new insights to your existing knowledge | Yes | <input checked="" type="checkbox"/> | <input type="checkbox"/> | No | |
| Was the course interactive and interesting? | Yes | <input checked="" type="checkbox"/> | <input type="checkbox"/> | No | |
| Take away from course: which emerging trend would you like to introduce to your | | | | | |
| Overall rating of course | | <input type="checkbox"/> | <input type="checkbox"/> | <input type="checkbox"/> | <input type="checkbox"/> |



Prof. Dr. W. P. Kumar R B
Principal
Al-Azhar Dental College
Thodupuzha - 685 605

Signature of the Participant



Guiding Light. Smiling Bright.

Off : 04862 224366

Fax: 04862 229586

AL-AZHAR DENTAL COLLEGE

(APPROVED BY DENTAL COUNCIL OF INDIA & AFFILIATED TO KUHS)

RUN BY NOORUL ISLAM TRUST

PERUMPILLICHIRA P. O., THODUPUZHA, IDUKKI DIST., KERALA- 685 605

Date: 23-11-2023

DENTAL IMPLANTS

Resource Persons : Dr. Mazood Ahamad
Venue : Mini Auditorium
Time : 02:30 pm to 05:30 pm (30 hours course)

FEEDBACK FORM

| | | | | |
|---|-------------------------------------|-------------------------------------|---------|------|
| Name of the Participant | : Riya Elthose | | | |
| Address | : Periyappuzha (H) Kottappady | | | |
| Phone Number | : 8590699200 | | | |
| Mail Id | : riyaelthose2017@gmail.com | | | |
| Write your comments here : | | | | |
| | Excellent | Good | Average | Poor |
| Appropriateness & content of the course | <input checked="" type="checkbox"/> | | | |
| Did the course satisfy the objectives of the | Yes | <input checked="" type="checkbox"/> | No | |
| Did it add new insights to your existing knowledge | Yes | <input checked="" type="checkbox"/> | No | |
| Was the course interactive and interesting? | Yes | <input checked="" type="checkbox"/> | No | |
| Take away from course: which emerging trend would you like to introduce to your | | | | |
| Overall rating of course | | <input checked="" type="checkbox"/> | | |



Signature of the Participant

Prof. Dr. Vinod Kumar R B
Principal
Al-Azhar Dental College
Thodupuzha - 685 605

DEPARTMENT OF PERIODONTICS

ASSESSMENT EXAM

TOPIC- DENTAL IMPLANTS

6/10

Name: Pasvathy KK

Date: 23/11/23

1. A Swedish research P.I.Branemark coined the term ----- for a new concept based upon atraumatic implant placement and delayed implant loading.

- a. Fibro-osseointegration
- b. Peri-implantology
- c. Mucointegration
- d. Osseointegration

2. When placing 5 endo-osseous dental implants in the anterior mandible, the surgeon should place the first implant approximately -----mm anterior to the mental foramen


- a. 5
- b. 3
- c. 1
- d. 9

3. After the first implant is placed anterior to the mental foramen, the second dental implant should be placed :

- a. In the symphysis area
- b. Anterior to the mental foramen on the opposite side
- c. 3mm away from the first implant
- d. 5mm away from the first implant


4. The mandibular prosthetic implant options available for the completely edentulous patient is/are:

- a. Fixed-detachable prosthesis



Prof. Dr. Virod Kumar R B
Principal
Al-Azhar Dental College
Thodupuzha - 685 605

- b. All implant supported overdenture
 - c. Implant and tissue supported overdenture
 - d. All of the above
5. Inflammatory changes in the soft tissue surrounding an implant is diagnosed as:
- a. Peri implant gingivitis
 - b. Peri implantitis
 - c. Peri- implant mucositis
 - d. Peri-implantosis
6. Why is it not advisable to a dental implant immediately into an extraction site ?
- a. Size of the extraction site may not be ideal
 - b. Shape of the extraction site may not be ideal
 - c. Location of the extraction site may not be ideal
 - d. All of the above
7. The use of smoking tobacco will ----- the statistical success rate of endosseous dental implants
- a. Increase
 - b. Decrease
 - c. Not affect
 - d. Not effect
8. An endosseous dental implant has between the bone and implant a:
- a. Periodontal ligament
 - b. Peri-implant ligament
 - c. Epithelial ligament
 - d. Bone-implant interface
9. The rule of BULL applies to the
- a. Balancing (non-working) side only
 - b. Working side only
 - c. Both balancing and working side
 - d. Neither



Prof. Dr. Vinod Kumar R B
Principal
Al-Azhar Dental College
Thodupuzha - 685 605

10. Which of the following factors would have the greatest negative influence on a dental implant's success?

- a. Hypertension
- b. Patient over 70 years of age
- c. Smoking
- d. Alcohol



for
M. K. R.
HEAD OF THE DEPT.
DEPT OF PERIODONTICS
AL-AZHAR DENTAL COLLEGE
THODUPUZHA - 685 605



V. K.
Prof. Dr. Vinod Kumar R B
Principal
Al-Azhar Dental College
Thodupuzha - 685 605
21/12/24

8/10

DEPARTMENT OF PERIODONTICS

ASSESSMENT EXAM

TOPIC- DENTAL IMPLANTS

Name: Devika S

Date: 23/11/23

1. A Swedish research P.I. Branemark coined the term ----- for a new concept based upon atraumatic implant placement and delayed implant loading.

- a. Fibro-osseointegration
- b. Peri-implantology
- c. Mucointegration
- d. Osseointegration

2. When placing 5 endo-osseous dental implants in the anterior mandible, the surgeon should place the first implant approximately -----mm anterior to the mental foramen


- a. 5
- b. 3
- c. 1
- d. 9

3. After the first implant is placed anterior to the mental foramen, the second dental implant should be placed :

- a. In the symphysis area
- b. Anterior to the mental foramen on the opposite side
- c. 3mm away from the first implant
- d. 5mm away from the first implant

4. The mandibular prosthetic implant options available for the completely edentulous patient is/are:


- a. Fixed-detachable prosthesis



Prof. Dr. Vinod Kumar R B
Principal
Al-Azhar Dental College
Thodupuzha - 685 605


- b. All implant supported overdenture
 - c. Implant and tissue supported overdenture
 - d. All of the above
5. Inflammatory changes in the soft tissue surrounding an implant is diagnosed as:
- a. Peri implant gingivitis
 - b. Peri implantitis
 - c. Peri- implant mucositis
 - d. Peri-implantosis
6. Why is it not advisable to a dental implant immediately into an extraction site ?
- a. Size of the extraction site may not be ideal
 - b. Shape of the extraction site may not be ideal
 - c. Location of the extraction site may not be ideal
 - d. All of the above
7. The use of smoking tobacco will ----- the statistical success rate of endosseous dental implants
- a. Increase
 - b. Decrease
 - c. Not affect
 - d. Not effect
8. An endosseous dental implant has between the bone and implant a:
- a. Periodontal ligament
 - b. Peri-implant ligament
 - c. Epithelial ligament
 - d. Bone-implant interface
9. The rule of BULL applies to the
- a. Balancing (non-working) side only
 - b. Working side only
 - c. Both balancing and working side
 - d. Neither




Prof. Dr. Vinod Kumar R B
Principal
Al-Azhar Dental College
Thodupuzha - 685 605

10. Which of the following factors would have the greatest negative influence on a dental implant's success?

- a. Hypertension
- b. Patient over 70 years of age
- c. Smoking
- d. Alcohol



[Handwritten Signature]
HEAD OF THE DEPT:
DEPT OF PERIODONTICS
AL-AZHAR DENTAL COLLEGE
THODUPUZHA - 685 605



[Handwritten Signature]
Prof. Dr. Vinod Kumar K B
Principal
Al-Azhar Dental College
Thodupuzha - 685 605

DEPARTMENT OF PERIODONTICS
ASSESSMENT EXAM
TOPIC- DENTAL IMPLANTS

6/10

Name: Hiba PC

Date: 23/11/23

1. A Swedish research P.I. Branemark coined the term ----- for a new concept based upon atraumatic implant placement and delayed implant loading.

- a. Fibro-osseointegration
- b. Peri-implantology
- c. Mucointegration
- d. Osseointegration

2. When placing 5 endo-osseous dental implants in the anterior mandible, the surgeon should place the first implant approximately -----mm anterior to the mental foramen

- a. 5
- b. 3
- c. 1
- d. 9


3. After the first implant is placed anterior to the mental foramen, the second dental implant should be placed :

- a. In the symphysis area
- b. Anterior to the mental foramen on the opposite side
- c. 3mm away from the first implant
- d. 5mm away from the first implant

4. The mandibular prosthetic implant options available for the completely edentulous patient is/are:

- a. Fixed-detachable prosthesis




Prof. Dr. Vinod Kumar R B
Principal
Al-Azhar Dental College
Thodupuzha - 685 605

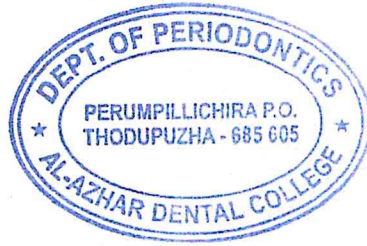
- b. All implant supported overdenture
 - c. Implant and tissue supported overdenture
 - d. All of the above
5. Inflammatory changes in the soft tissue surrounding an implant is diagnosed as:
- a. Peri implant gingivitis
 - b. Peri implantitis
 - c. Peri- implant mucositis
 - d. Peri-implantosis
6. Why is it not advisable to a dental implant immediately into an extraction site ?
- a. Size of the extraction site may not be ideal
 - b. Shape of the extraction site may not be ideal
 - c. Location of the extraction site may not be ideal
 - d. All of the above
7. The use of smoking tobacco will ----- the statistical success rate of endosseous dental implants
- a. Increase
 - b. Decrease
 - c. Not affect
 - d. Not effect
8. An endosseous dental implant has between the bone and implant a:
- a. Periodontal ligament
 - b. Peri-implant ligament
 - c. Epithelial ligament
 - d. Bone-implant interface
9. The rule of BULL applies to the
- a. Balancing (non-working) side only
 - b. Working side only
 - c. Both balancing and working side
 - d. Neither



11/10/24
Prof. Dr. Vinod Kumar R B
Principal
Al-Azhar Dental College
Thodupuzha - 685 605

10. Which of the following factors would have the greatest negative influence on a dental implant's success?

- a. Hypertension
- b. Patient over 70 years of age
- c. Smoking
- d. Alcohol



M. A. A.
HEAD OF THE DEPT.
DEPT OF PERIODONTICS
AL-AZHAR DENTAL COLLEGE
THODUPUZHA - 685 605



V. K. B.
Prof. Dr. Vinod Kumar B
Principal
Al-Azhar Dental College
Thodupuzha - 685 605

DEPARTMENT OF PERIODONTICS

ASSESSMENT EXAM

TOPIC- DENTAL IMPLANTS

5
10

Name: Jaya Elizabeth
Date: 23/11/23 Joy

1. A Swedish research P.I. Branemark coined the term ----- for a new concept based upon atraumatic implant placement and delayed implant loading.

- a. Fibro-osseointegration
- b. Peri-implantology
- c. Mucointegration
- d. Osseointegration

2. When placing 5 endo-osseous dental implants in the anterior mandible, the surgeon should place the first implant approximately -----mm anterior to the mental foramen


- a. 5
- b. 3
- c. 1
- d. 9

3. After the first implant is placed anterior to the mental foramen, the second dental implant should be placed :

- a. In the symphysis area
- b. Anterior to the mental foramen on the opposite side
- c. 3mm away from the first implant
- d. 5mm away from the first implant

4. The mandibular prosthetic implant options available for the completely edentulous patient is/are:

- a. Fixed-detachable prosthesis



Prof. Dr. Vinod Kumar R B
Principal
Al-Azhar Dental College
Thodupuzha - 685 605

- b. All implant supported overdenture
 - c. Implant and tissue supported overdenture
 - d. All of the above
5. Inflammatory changes in the soft tissue surrounding an implant is diagnosed as:
- a. Peri implant gingivitis
 - b. Peri implantitis
 - c. Peri- implant mucositis
 - d. Peri-implantosis
6. Why is it not advisable to a dental implant immediately into an extraction site ?
- a. Size of the extraction site may not be ideal
 - b. Shape of the extraction site may not be ideal
 - c. Location of the extraction site may not be ideal
 - d. All of the above
7. The use of smoking tobacco will ----- the statistical success rate of endosseous dental implants
- a. Increase
 - b. Decrease
 - c. Not affect
 - d. Not effect
8. An endosseous dental implant has between the bone and implant a:
- a. Periodontal ligament
 - b. Peri-implant ligament
 - c. Epithelial ligament
 - d. Bone-implant interface
9. The rule of BULL applies to the
- a. Balancing (non-working) side only
 - b. Working side only
 - c. Both balancing and working side
 - d. Neither



Prof. Dr. Vinod Kumar B B
Principal
Al-Azhar Dental College
Thodupuzha - 685 605

10. Which of the following factors would have the greatest negative influence on a dental implant's success?

- a. Hypertension
- b. Patient over 70 years of age
- c. Smoking
- d. Alcohol



[Handwritten Signature]
HEAD OF THE DEPT:
DEPT OF PERIODONTICS
AL-AZHAR DENTAL COLLEGE
THODUPUZHA - 685 605



[Handwritten Signature]
Prof. Dr. Vinod Kumar R B
Principal
Al-Azhar Dental College
Thodupuzha - 685 605

8
10

DEPARTMENT OF PERIODONTICS

ASSESSMENT EXAM

TOPIC- DENTAL IMPLANTS

Name: Rajeeesh VF
Date: 23/11/23

1. A Swedish research P.I. Branemark coined the term ----- for a new concept based upon atraumatic implant placement and delayed implant loading.

- a. Fibro-osseointegration
- b. Peri-implantology
- c. Mucointegration
- d. Osseointegration

2. When placing 5 endo-osseous dental implants in the anterior mandible, the surgeon should place the first implant approximately -----mm anterior to the mental foramen


- a. 5
- b. 3
- c. 1
- d. 9

3. After the first implant is placed anterior to the mental foramen, the second dental implant should be placed :

- a. In the symphysis area
- b. Anterior to the mental foramen on the opposite side
- c. 3mm away from the first implant
- d. 5mm away from the first implant


4. The mandibular prosthetic implant options available for the completely edentulous patient is/are:


- a. Fixed-detachable prosthesis



Prof. Dr. Vinod Kumar R B
Principal
Al-Azhar Dental College
Thodupuzha - 685 605

- b. All implant supported overdenture
 - c. Implant and tissue supported overdenture
 - d. All of the above
5. Inflammatory changes in the soft tissue surrounding an implant is diagnosed as:
- a. Peri implant gingivitis
 - b. Peri implantitis
 - c. Peri- implant mucositis
 - d. Peri-implantosis
6. Why is it not advisable to a dental implant immediately into an extraction site ?
- a. Size of the extraction site may not be ideal
 - b. Shape of the extraction site may not be ideal
 - c. Location of the extraction site may not be ideal
 - d. All of the above
7. The use of smoking tobacco will ----- the statistical success rate of endosseous dental implants
- a. Increase
 - b. Decrease
 - c. Not affect
 - d. Not effect
8. An endosseous dental implant has between the bone and implant a:
- a. Periodontal ligament
 - b. Peri-implant ligament
 - c. Epithelial ligament
 - d. Bone-implant interface
9. The rule of BULL applies to the
- a. Balancing (non-working) side only
 - b. Working side only
 - c. Both balancing and working side
 - d. Neither




Prof. Dr. Vinod Kumar R B
Principal
Al-Azhar Dental College
Thodupuzha - 685 605

10. Which of the following factors would have the greatest negative influence on a dental implant's success?

- a. Hypertension
- b. Patient over 70 years of age
- c. Smoking
- d. Alcohol



Santhosh
THE DEPT.
DEPT. OF PERIODONTICS
AL-AZHAR DENTAL COLLEGE
THODUPUZHA - 685 605



Vinod
Prof. Dr. Vinod Kumar R.B
Principal
Al-Azhar Dental College
Thodupuzha - 685 605



AL-AZHAR DENTAL COLLEGE

Perumpillichira P.O., Thodupuzha, Kerala - 685 605

CERTIFICATE OF COMPLETION

This is to certify that

Mr./Ms./Dr. Ancija A

has successfully completed the

Add-On course titled "DENTAL IMPLANT"

offered by Al-Azhar Dental College, Thodupuzha in the year 2023-2024


Dr. Harvey Thomas
Principal
Al-Azhar Dental College


Dr. Sajil John
HOD Periodontics
Al-Azhar Dental College


Dr. Mazood Ahamad
Course Mentor
Al-Azhar Dental College


Prof. Dr. Vinod Kumar R B
Principal
Al-Azhar Dental College
Thodupuzha - 685 605





AL-AZHAR DENTAL COLLEGE

Perumpillichira P.O., Thodupuzha, Kerala - 685 605

CERTIFICATE OF COMPLETION

This is to certify that

Mr./Ms./Dr. Neelha Sreed

has successfully completed the


Add-On course titled "DENTAL IMPLANT"

offered by Al-Azhar Dental College, Thodupuzha in the year 2023-2024


Dr. Harvey Thomas
Principal
Al-Azhar Dental College


Dr. Sajji John
HOD Periodontics
Al-Azhar Dental College


Dr. Mazood Ahamed
Course Mentor
Al-Azhar Dental College




Prof. Dr. Vinod Kumar R B
Principal
Al-Azhar Dental College
Thodupuzha - 685 605



AL-AZHAR DENTAL COLLEGE

Perumpillichira P.O., Thodupuzha, Kerala - 685 605

CERTIFICATE OF COMPLETION

This is to certify that

Mr/Ms./Dr. Sahira K.S

has successfully completed the

Add-On course titled "DENTAL IMPLANT"

offered by Al-Azhar Dental College, Thodupuzha in the year 2023-2024


Dr. Harvey Thomas
Principal
Al-Azhar Dental College


Dr. Saji John
HOD Periodontics
Al-Azhar Dental College


Dr. Mazood Ahamad
Course Mentor
Al-Azhar Dental College


Prof. Dr. Vinod Kumar B
Principal
Al-Azhar Dental College
Thodupuzha - 685 605





AL-AZHAR DENTAL COLLEGE

Perumpillichira P.O., Thodupuzha, Kerala - 685 605

CERTIFICATE OF COMPLETION

This is to certify that

Mr. Ms. Dr. Syaadhaali

has successfully completed the

Add-On course titled "DENTAL IMPLANT"

offered by Al-Azhar Dental College, Thodupuzha in the year 2023-2024



Dr. Harvey Thomas
Principal
Al-Azhar Dental College

Dr. Sajil John
HOD Periodontics
Al-Azhar Dental College

Dr. Mazdood Ahamad
Course Mentor
Al-Azhar Dental College

Prof. Dr. Vinod Kumar R B
Principal
Al-Azhar Dental College
Thodupuzha - 685 605



AL-AZHAR DENTAL COLLEGE

Perumpillichira P.O., Thodupuzha, Kerala - 685 605

CERTIFICATE OF COMPLETION

This is to certify that

Mr./Ms./Dr. Arora Jeevit

has successfully completed the

Add-On course titled "DENTAL IMPLANT"

offered by Al-Azhar Dental College, Thodupuzha in the year 2023-2024


Dr. Harvey Thomas
Principal
Al-Azhar Dental College


Dr. Sajil John
HOD Periodontics
Al-Azhar Dental College


Dr. Mazoed Ahamad
Course Mentor
Al-Azhar Dental College




Prof. Dr. Vinod Kumar B
Principal
Al-Azhar Dental College
Thodupuzha - 685 605

Permission Letter

Date: 26/09/2023

From

Head of the Department
Department of Public Health Dentistry
Al Azhar Dental College

To

The Principal
Al Azhar Dental College
Perumpilichira, Thodupuzha

I kindly request you to grant permission to conduct a 10 day programme in 2 modules on "Research Methodology and Biostatistics" Module 1 from 5th October 2023 to 10th October 2023 and Module 2: from 1st December 2023 to 6th December 2023. Please make the necessary arrangements.


Thanking you

Yours Sincerely




Department of Public Health Dentistry

HEAD OF THE DEPT.
DEPT. OF PUBLIC HEALTH
DENTISTRY
AL-AZHAR DENTAL COLLEGE
THODUPUZHA - 685 605



Prof. Dr. Harvey Thomas MDS
Principal
Al-Azhar Dental College
Thodupuzha - 685 605



Prof. Dr. Vinod Kumar B
Principal
Al-Azhar Dental College
Thodupuzha - 685 605



Ref. No. AADC/CIR/ 37 A/24

Date:04/10/23

CIRCULAR

This is to inform that, AADC in collaboration with Dept. of Public Health Dentistry is conducting an add on course (10 day programme) on " Research Methodology and Biostatistics" Module 1 from 5th October 2023 to 10th October 2023 and Module 2: from 1st December 2023 to 6th December 2023 at Mini auditorium, AADC. All students and interns are requested to attend the program without any fail.

PRINCIPAL

Prof. Dr. Harvey Thomas MDS
Principal
Al-Azhar Dental College
Thodupuzha - 685 605



Copy to

Administrative officer

All Departments

Notice board

Office File

Prof. Dr. Vinod Kumar R B
Principal
Al-Azhar Dental College
Thodupuzha - 685 605

DEPARTMENT OF PUBLIC HEALTH DENTISTRY

ADD ON PROGRAM

TOPIC

RESEARCH METHODOLOGY AND BIostatISTICS

Presenter:



DR. BHARATH SEKHAR NAYANAR

Date : MODULE 1: 15TH OCTOBER 2023 ONWARDS
MODULE 2: 1ST DECEMBER 2023 ONWARDS

Time : 2.30 PM - 5.30 PM

Venue : Mini auditorium

PROGRAMS SCHEDULED:

Day 1 (05-10-2023): Introduction to Research Methodology

Day 2 (06-10-2023): Study Designs in Research

Day 3 (07-10-2023): Sampling Techniques in Research

Day 4 (09-10-2023): Data Collection Methods in Research

Day 5 (10-10-2023): Variables and Measurements

Day 6 (01-12-2023): Data Analysis

Day 7 (02-12-2023): Statistical Software

Day 8 (04-12-2023): Ethics in Research


Day 9 (05-12-2023): Bias and Confounding

Day 10 (06-12-2023): Interpretation and Reporting of Research Methodology
and Biostatistics



Prof. Dr. Vinod Kumar R B
Principal

Al-Azhar Dental College
Thodupuzha - 685 605



Report on Research Methodology and Biostatistics Add-on Program

Presenter: Dr. Bharath Sekhar Nayanar

Venue: Mini Auditorium, Al-Azhar Dental College

Date: Module 1: 5th October 2023 onwards, Module 2: 1st December 2023 onwards

Time: 2:30 PM - 5:30 PM

Introduction: The Department of Public Health Dentistry at Al-Azhar Dental College organized an Add-on Program on Research Methodology and Biostatistics, featuring Dr. Bharath Sekhar Nayanar as the presenter. The program aimed to equip dental professionals with essential skills and knowledge required for conducting research in the field of dentistry.

Program Schedule:


Day 1 (05-10-2023): Introduction to Research Methodology The program commenced with an insightful session on the fundamental principles and concepts of research methodology.

Participants gained a comprehensive understanding of the research process, including formulating research questions, literature review, and hypothesis development.

Day 2 (06-10-2023): Study Designs in Research Dr. Bharath elaborated on various study designs commonly employed in dental research, such as observational studies, experimental designs, and systematic reviews. The session emphasized the importance of selecting appropriate study designs to address research objectives effectively.

Day 3 (07-10-2023): Sampling Techniques in Research Participants were introduced to different sampling techniques and their implications for research validity and generalizability. Practical examples were provided to illustrate the application of sampling methods in dental research settings.

Day 4 (09-10-2023): Data Collection Methods in Research This session focused on the selection and implementation of data collection methods, including surveys, interviews, and clinical examinations. Dr. Bharath emphasized the importance of standardizing data collection procedures to ensure reliability and validity.



Prof. Dr. Vinod Kumar R B
Principal
Al-Azhar Dental College
Thodupuzha - 685 605



Day 5 (10-10-2023): Variables and Measurements Participants learned about different types of variables and methods of measurement commonly used in dental research. The session covered concepts such as reliability, validity, and precision in measurement techniques.

Day 6 (01-12-2023): Data Analysis Dr. Bharath provided an overview of statistical analysis techniques used to analyze dental research data. Participants learned how to choose appropriate statistical tests based on the nature of data and research objectives.


Day 7 (02-12-2023): Statistical Software The session introduced participants to popular statistical software packages used for data analysis, such as SPSS and R. Practical demonstrations enabled attendees to navigate and utilize these tools effectively.

Day 8 (04-12-2023): Ethics in Research Ethical considerations in dental research were discussed, including principles of research ethics, informed consent, and protection of human subjects. Participants gained insights into ethical guidelines and regulations governing research conduct.

Day 9 (05-12-2023): Bias and Confounding Dr. Bharath addressed the concepts of bias and confounding in dental research and strategies to minimize their impact on study findings. The session highlighted the importance of recognizing and controlling for potential sources of bias.


Day 10 (06-12-2023): Interpretation and Reporting of Research Findings The program concluded with a session on the interpretation and reporting of research findings. Participants learned how to effectively communicate research results through scientific writing and presentation.

Conclusion: The Research Methodology and Biostatistics Add-on Program provided dental professionals with essential knowledge and skills necessary for conducting rigorous and ethically sound research in the field of dentistry. The comprehensive curriculum and interactive sessions facilitated meaningful learning experiences for all participants, contributing to the advancement of evidence-based practice in dental healthcare.


HEAD OF THE DEPT.
DEPT. OF PUBLIC HEALTH
DENTISTRY
AL-AZHAR DENTAL COLLEGE
THODUPUZHA - 685 605



Prof. Dr. Vinod Kumar R B
Principal
Al-Azhar Dental College
Thodupuzha - 685 605


Prof. Dr. Karvey Thomas MDS
Principal
Al-Azhar Dental College
Thodupuzha - 685 605



PHOTOS OF ADD-ON COURSE ON RESEARCH METHODOLOGY AND BIostatISTICS



Speaker addressing the topic.



Prof. Dr. Vinod Kumar B
Principal
Al-Azhar Dental College
Thodupuzha - 685 605



AL-AZHAR DENTAL COLLEGE

Perumpillichira P. O., Thodupuzha
Idukki Dist., Kerala- 685 605
☎ +91 94977 20069 | +91 94463 91111



Speaker interacting with the participants.

Prof. Dr. Vinod Kumar B
Principal
Al-Azhar Dental College
Thodupuzha - 685 605



Date: 05-10-2023

Topic : Research Methodology and Biostatistics
Faculty : Dr Bharath sekhar nayanar, MDS(Senior Lecturer, Department of Public Health Dentistry)
Time : 2.30 PM -5.30 PM

FEEDBACK FORM

| | | | | |
|--|---|-------------------------------------|---------|------|
| Name of the Participant | : Thasni M.S | | | |
| Address | : Tharayil Veedy Ayook P.O Kollam | | | |
| Phone Number | : 7356657532 | | | |
| Mail Id | : Thasni97@gmail.com | | | |
| Write your comments here | : New session | | | |
| | Excellent | Good | Average | Poor |
| Appropriateness & content of lecture | | <input checked="" type="checkbox"/> | | |
| Did the lecture satisfy the objectives of the topic? | Yes | <input checked="" type="checkbox"/> | No | |
| Did it add new insights to your existing knowledge | Yes | <input checked="" type="checkbox"/> | No | |
| Was the lecture interactive and interesting? | Yes | <input checked="" type="checkbox"/> | No | |
| Take away from lecture: which emerging trend would you like to introduce to your practice? | | | | |
| Overall rating of lecture | | <input checked="" type="checkbox"/> | | |



Prof. Dr. Vinod Kumar R B
Principal
Al-Azhar Dental College
Thodupuzha - 685 605

Signature of the Participant




Date: 05-10-2023

Topic : Research Methodology and Biostatistics
Faculty : Dr Bharath sekhar nayanar, MDS(Senior Lecturer, Department of Public Health Dentistry)
Time : 2.30 PM -5.30 PM

FEEDBACK FORM

| | | | | |
|--|--|------|---------|------|
| Name of the Participant | : Soupannika Raj | | | |
| Address | : Malliyekkal house Mundalakkayam, Kottayam | | | |
| Phone Number | : 6238122430 | | | |
| Mail Id | : Soupannika2002@gmail.com | | | |
| Write your comments here : | | | | |
| | Excellent | Good | Average | Poor |
| Appropriateness & content of lecture | | ✓ | | |
| Did the lecture satisfy the objectives of the topic? | Yes | ✓ | No | |
| Did it add new insights to your existing knowledge | Yes | ✓ | No | |
| Was the lecture interactive and interesting? | Yes | ✓ | No | |
| Take away from lecture: which emerging trend would you like to introduce to your practice? | | | | |
| Overall rating of lecture | ✓ | | | |



Prof. Dr. Vinod Kumar R B
Principal
Al-Azhar Dental College
Thodupuzha - 685 605

Signature of the Participant

Soupannika



Date: 05-10-2023

Topic : Research Methodology and Biostatistics
Faculty : Dr Bharath sekhar nayanar, MDS(Senior Lecturer, Department of Public Health Dentistry)
Time : 2.30 PM -5.30 PM

FEEDBACK FORM

| | | | | |
|--|-----------------------------|------|---------|------|
| Name of the Participant | : Sreekuttan. V | | | |
| Address | : Veliyarettil kottayam | | | |
| Phone Number | : 9846130312 | | | |
| Mail Id | : sreekuttanv2021@gmail.com | | | |
| Write your comments here : | | | | |
| | Excellent | Good | Average | Poor |
| Appropriateness & content of lecture | | | ✓ | |
| Did the lecture satisfy the objectives of the topic? | Yes | ✓ | No | |
| Did it add new insights to your existing knowledge | Yes | ✓ | No | |
| Was the lecture interactive and interesting? | Yes | ✓ | No | |
| Take away from lecture: which emerging trend would you like to introduce to your practice? | | | | |
| Overall rating of lecture | | | ✓ | |



Prof. Dr. Vinod Kumar R B
Principal
Al-Azhar Dental College
Thodupuzha - 685 605

Signature of the Participant




Date: 05-10-2023

Topic : Research Methodology and Biostatistics
Faculty : Dr Bharath sekhar nayanar, MDS(Senior Lecturer, Department of Public Health
Dentistry)
Time : 2.30 PM -5.30 PM

FEEDBACK FORM

| | | | | |
|--|---|------|---------|------|
| Name of the Participant | : Keethana K Rajeev | | | |
| Address | : Keethana Bhawan (H) Thiruvananthapuram | | | |
| Phone Number | : 75 90699800 | | | |
| Mail Id | : KeethanaK123@gmail.com | | | |
| Write your comments here : | | | | |
| | Excellent | Good | Average | Poor |
| Appropriateness & content of lecture | | ✓ | | |
| Did the lecture satisfy the objectives of the topic? | Yes | ✓ | No | |
| Did it add new insights to your existing knowledge | Yes | ✓ | No | |
| Was the lecture interactive and interesting? | Yes | ✓ | No | |
| Take away from lecture: which emerging trend would you like to introduce to your practice? | | | | |
| Overall rating of lecture | | ✓ | | |



Prof. Dr. Vinod Kumar R B
Principal
Al-Azhar Dental College
Thodupuzha - 685 605

Signature of the Participant



Date: 05-10-2023

Topic : Research Methodology and Biostatistics
Faculty : Dr Bharath sekhar nayanar, MDS(Senior Lecturer, Department of Public Health Dentistry)
Time : 2.30 PM -5.30 PM

FEEDBACK FORM

| | | | | |
|--|---|------|---------|------|
| Name of the Participant | : Ashini Babu. | | | |
| Address | : Thachanodiyil (H) Ernakulam South. | | | |
| Phone Number | : 9188168846 | | | |
| Mail Id | : ashinibabu96@gmail.com | | | |
| Write your comments here : | | | | |
| | Excellent | Good | Average | Poor |
| Appropriateness & content of lecture | | ✓ | | |
| Did the lecture satisfy the objectives of the topic? | Yes | ✓ | No | |
| Did it add new insights to your existing knowledge | Yes | ✓ | No | |
| Was the lecture interactive and interesting? | Yes | ✓ | No | |
| Take away from lecture: which emerging trend would you like to introduce to your practice? | | | | |
| Overall rating of lecture | | ✓ | | |



Prof. Dr. Vinod Kumar R B
Principal
Al-Azhar Dental College
Thodupuzha - 685 605

[Handwritten Signature]

Signature of the Participant

DEPARTMENT OF PUBLIC HEALTH DENTISTRY
ASSESSMENT EXAM

10
10

TOPIC: RESEARCH METHODOLOGY AND BIOSTATISTICS

NAME: Mozshida

DATE: 6/12/23

1. Which of the following is NOT a study design commonly used in research?
 - a) Cross-sectional
 - b) Longitudinal
 - c) Experimental
 - d) ~~Descriptive~~
2. What is the primary purpose of sampling techniques in research?
 - a) ~~To ensure representation of the entire population~~
 - b) To reduce bias and increase generalizability of findings
 - c) To simplify data collection process
 - d) To control for confounding variables
3. What type of data collection method involves direct observation of subjects?
 - a) Survey
 - b) ~~Experiment~~
 - c) ~~Interview~~
 - d) Observation
4. Which of the following is an example of a continuous variable?
 - a) Gender
 - b) ~~Blood type~~
 - c) ~~Age~~
 - d) Marital status
5. Which statistical software is commonly used for data analysis in research?
 - a) Microsoft Excel
 - b) ~~SPSS (Statistical Package for the Social Sciences)~~
 - c) Microsoft Word
 - d) Adobe Photoshop
6. What ethical principle emphasizes the importance of voluntary participation and informed consent in research?



Prof. Dr. Vinod Kumar R B
Principal

Al-Azhar Dental College
Thodupuzha - 685 605

- a) Beneficence
 - b) Justice
 - c) Respect for persons
 - d) Non-maleficence
7. What term refers to the systematic error introduced into a study due to flaws in its design or execution?
- a) Bias
 - b) Confounding
 - c) Variance
 - d) Standard deviation
8. Which type of research design involves the manipulation of an independent variable to observe its effect on a dependent variable?
- a) Observational
 - b) Experimental
 - c) Cross-sectional
 - d) Longitudinal
9. What statistical measure describes the spread of data around the mean?
- a) Median
 - b) Mode
 - c) Standard deviation
 - d) Range
10. What is the final step in the research process, where researchers interpret the findings and draw conclusions?
- a) Data collection
 - b) Data analysis
 - c) Report writing
 - d) Hypothesis testing



Prh Alia

HEAD OF THE DEPT.
DEPT. OF PUBLIC HEALTH
DENTISTRY
AL-AZHAR DENTAL COLLEGE
THODUPUZHA - 685 605



Vinod K B
Prof. Dr. Vinod K B
Principal
Al-Azhar Dental College
Thodupuzha - 685 605

10
10

DEPARTMENT OF PUBLIC HEALTH DENTISTRY
ASSESSMENT EXAM

TOPIC: RESEARCH METHODOLOGY AND BIostatISTICS

NAME: Salma

DATE: 6/12/23

1. Which of the following is NOT a study design commonly used in research?
 - a) Cross-sectional
 - b) Longitudinal
 - c) Experimental
 - d) Descriptive
2. What is the primary purpose of sampling techniques in research?
 - a) To ensure representation of the entire population
 - b) To reduce bias and increase generalizability of findings
 - c) To simplify data collection process
 - d) To control for confounding variables
3. What type of data collection method involves direct observation of subjects?
 - a) Survey
 - b) Experiment
 - c) Interview
 - d) Observation
4. Which of the following is an example of a continuous variable?
 - a) Gender
 - b) Blood type
 - c) Age
 - d) Marital status
5. Which statistical software is commonly used for data analysis in research?
 - a) Microsoft Excel
 - b) SPSS (Statistical Package for the Social Sciences)
 - c) Microsoft Word
 - d) Adobe Photoshop
6. What ethical principle emphasizes the importance of voluntary participation and informed consent in research?



Prof. Dr. Vinod Kumar R B
Principal
Al-Azhar Dental College
Thodupuzha - 685 605

- a) Beneficence
 - b) Justice
 - c) Respect for persons
 - d) Non-maleficence
7. What term refers to the systematic error introduced into a study due to flaws in its design or execution?
- a) Bias
 - b) Confounding
 - c) Variance
 - d) Standard deviation
8. Which type of research design involves the manipulation of an independent variable to observe its effect on a dependent variable?
- a) Observational
 - b) Experimental
 - c) Cross-sectional
 - d) Longitudinal
9. What statistical measure describes the spread of data around the mean?
- a) Median
 - b) Mode
 - c) Standard deviation
 - d) Range
10. What is the final step in the research process, where researchers interpret the findings and draw conclusions?
- a) Data collection
 - b) Data analysis
 - c) Report writing
 - d) Hypothesis testing

Ln dms

HEAD OF THE DEPT.
DEPT. OF PUBLIC HEALTH
DENTISTRY
AL-AZHAR DENTAL COLLEGE
THODUPUZHA - 685 605



VK
Prof. Dr. Vinod Kumar B.B.
Principal
Al-Azhar Dental College
Thodupuzha - 685 605

DEPARTMENT OF PUBLIC HEALTH DENTISTRY
ASSESSMENT EXAM

7
10

TOPIC: RESEARCH METHODOLOGY AND BIostatISTICS

NAME: Rakhi MR

DATE: 6/12/23

1. Which of the following is NOT a study design commonly used in research?
 - a) Cross-sectional
 - b) Longitudinal
 - c) Experimental
 - d) Descriptive
2. What is the primary purpose of sampling techniques in research?
 - a) To ensure representation of the entire population
 - b) To reduce bias and increase generalizability of findings
 - c) To simplify data collection process
 - d) To control for confounding variables
3. What type of data collection method involves direct observation of subjects?
 - a) Survey
 - b) Experiment
 - c) Interview
 - d) Observation
4. Which of the following is an example of a continuous variable?
 - a) Gender
 - b) Blood type
 - c) Age
 - d) Marital status
5. Which statistical software is commonly used for data analysis in research?
 - a) Microsoft Excel
 - b) SPSS (Statistical Package for the Social Sciences)
 - c) Microsoft Word
 - d) Adobe Photoshop
6. What ethical principle emphasizes the importance of voluntary participation and informed consent in research?



Prof. Dr. Vinod Kumar R B
Principal
Al-Azhar Dental College
Thodupuzha - 685 605

- a) Beneficence
 - b) Justice
 - c) Respect for persons
 - d) Non-maleficence
7. What term refers to the systematic error introduced into a study due to flaws in its design or execution?
- a) Bias
 - b) Confounding
 - c) Variance
 - d) Standard deviation
8. Which type of research design involves the manipulation of an independent variable to observe its effect on a dependent variable?
- a) Observational
 - b) Experimental
 - c) Cross-sectional
 - d) Longitudinal
9. What statistical measure describes the spread of data around the mean?
- a) Median
 - b) Mode
 - c) Standard deviation
 - d) Range
10. What is the final step in the research process, where researchers interpret the findings and draw conclusions?
- a) Data collection
 - b) Data analysis
 - c) Report writing
 - d) Hypothesis testing



[Handwritten signature]

HEAD OF THE DEPT.
DEPT. OF PUBLIC HEALTH
DENTISTRY
AL-AZHAR DENTAL COLLEGE
THODUPUZHA - 685 605



[Handwritten signature]
Prof. Dr. Vinod Kumar
Principal
Al-Azhar Dental College
Thodupuzha - 685 605

DEPARTMENT OF PUBLIC HEALTH DENTISTRY
ASSESSMENT EXAM

9
10

TOPIC: RESEARCH METHODOLOGY AND BIostatISTICS

NAME: Tiya Antony

DATE: 6/12/23

1. Which of the following is NOT a study design commonly used in research?
 - a) Cross-sectional
 - b) Longitudinal
 - c) Experimental
 - d) Descriptive
2. What is the primary purpose of sampling techniques in research?
 - a) To ensure representation of the entire population
 - b) To reduce bias and increase generalizability of findings
 - c) To simplify data collection process
 - d) To control for confounding variables
3. What type of data collection method involves direct observation of subjects?
 - a) Survey
 - b) Experiment
 - c) Interview
 - d) Observation
4. Which of the following is an example of a continuous variable?
 - a) Gender
 - b) Blood type
 - c) Age
 - d) Marital status
5. Which statistical software is commonly used for data analysis in research?
 - a) Microsoft Excel
 - b) SPSS (Statistical Package for the Social Sciences)
 - c) Microsoft Word
 - d) Adobe Photoshop
6. What ethical principle emphasizes the importance of voluntary participation and informed consent in research?



Prof. Dr. Vineetha K B
Principal
Al-Azhar Dental College
Thodupuzha - 685 605

- a) Beneficence
 - b) Justice
 - c) Respect for persons
 - d) Non-maleficence
7. What term refers to the systematic error introduced into a study due to flaws in its design or execution?
- a) Bias
 - b) Confounding
 - c) Variance
 - d) Standard deviation
8. Which type of research design involves the manipulation of an independent variable to observe its effect on a dependent variable?
- a) Observational
 - b) Experimental
 - c) Cross-sectional
 - d) Longitudinal
9. What statistical measure describes the spread of data around the mean?
- a) Median
 - b) Mode
 - c) Standard deviation
 - d) Range
10. What is the final step in the research process, where researchers interpret the findings and draw conclusions?
- a) Data collection
 - b) Data analysis
 - c) Report writing
 - d) Hypothesis testing



[Handwritten signature]

HEAD OF THE DEPT.
DEPT. OF PUBLIC HEALTH
DENTISTRY
AL-AZHAR DENTAL COLLEGE
THODUPUZHA - 685 605



[Handwritten signature]
Prof. Dr. Vined Kumar R B
Principal
Al-Azhar Dental College
Thodupuzha - 685 605

DEPARTMENT OF PUBLIC HEALTH DENTISTRY
ASSESSMENT EXAM

7
10

TOPIC: RESEARCH METHODOLOGY AND BIostatISTICS

NAME: Salma Saleem

DATE: 6/12/23

1. Which of the following is NOT a study design commonly used in research?
a) Cross-sectional
b) Longitudinal
c) Experimental
 d) Descriptive
2. What is the primary purpose of sampling techniques in research?
 a) To ensure representation of the entire population
b) To reduce bias and increase generalizability of findings
c) To simplify data collection process
d) To control for confounding variables
3. What type of data collection method involves direct observation of subjects?
a) Survey
 b) Experiment
c) Interview
d) Observation
4. Which of the following is an example of a continuous variable?
a) Gender
b) Blood type
 c) Age
d) Marital status
5. Which statistical software is commonly used for data analysis in research?
a) Microsoft Excel
b) SPSS (Statistical Package for the Social Sciences)
 c) Microsoft Word
d) Adobe Photoshop
6. What ethical principle emphasizes the importance of voluntary participation and informed consent in research?



Prof. Dr. Vinod Kumar
Principal
Al-Azhar Dental College
Thodupuzha - 685 605

- a) Beneficence
 - b) Justice
 - c) Respect for persons
 - d) Non-maleficence
7. What term refers to the systematic error introduced into a study due to flaws in its design or execution?
- a) Bias
 - b) Confounding
 - c) Variance
 - d) Standard deviation
8. Which type of research design involves the manipulation of an independent variable to observe its effect on a dependent variable?
- a) Observational
 - b) Experimental
 - c) Cross-sectional
 - d) Longitudinal
9. What statistical measure describes the spread of data around the mean?
- a) Median
 - b) Mode
 - c) Standard deviation
 - d) Range
10. What is the final step in the research process, where researchers interpret the findings and draw conclusions?
- a) Data collection
 - b) Data analysis
 - c) Report writing
 - d) Hypothesis testing



[Handwritten signature]

HEAD OF THE DEPT.
DEPT. OF PUBLIC HEALTH
DENTISTRY
AL-AZHAR DENTAL COLLEGE
THODUPUZHA - 685 605



[Handwritten signature]
Prof. Dr. Vinod Kumar R.B
Principal
Al-Azhar Dental College
Thodupuzha - 685 605



AL-AZHAR DENTAL COLLEGE

Perumpillichira P.O., Thodupuzha, Kerala - 685 605

CERTIFICATE OF COMPLETION

This is to certify that

Mr./Ms./Dr. Neeraj Jay

has successfully completed the Add-On

course titled 'Research Methodology and Biostatistics'

offered by Al-Azhar Dental College, Thodupuzha in the year 2023-2024



Dr. Harvey Thomas
Principal
Al-Azhar Dental College

Dr. Fajitha Alex
HOD Public Health Dentistry
Al-Azhar Dental College

Dr. Bharath Sekhar Nayanar
Course Mentor
Al-Azhar Dental College

Prof. Dr. Vinod Kumar B
Principal
Al-Azhar Dental College
Thodupuzha - 685 605



AL-AZHAR DENTAL COLLEGE

Perumpillichira P.O., Thodupuzha, Kerala - 685 605

CERTIFICATE OF COMPLETION

This is to certify that

Mr/Ms/Dt: Rabia Bai

has successfully completed the Add-On

course titled 'Research Methodology and Biostatistics'

offered by Al-Azhar Dental College, Thodupuzha in the year 2023-2024




Dr. Harvey Thomas
Principal
Al-Azhar Dental College




Dr. Poojitha Alex
HOD Public Health Dentistry
Al-Azhar Dental College



Dr. Bharath Sekhar Nayanar
Course Mentor
Al-Azhar Dental College





Dr. Vinod Kumar R B
Principal
Al-Azhar Dental College
Thodupuzha - 685 605



AL-AZHAR DENTAL COLLEGE

Perumpillichira P.O., Thodupuzha, Kerala - 685 605

CERTIFICATE OF COMPLETION



This is to certify that

Mr./Ms./Dr. Jithyha Alex

has successfully completed the Add-On


course titled 'Research Methodology and Biostatistics'

offered by Al-Azhar Dental College, Thodupuzha in the year 2023-2024


Dr. Harvey Thomas
Principal
Al-Azhar Dental College


Dr. Jithyha Alex
HOD Public Health Dentistry
Al-Azhar Dental College


Dr. Bharath Sekhar Nayana
Course Mentor
Al-Azhar Dental College



Prof. Dr. Vinod Kumar
Principal
Al-Azhar Dental College
Thodupuzha - 685 605



AL-AZHAR DENTAL COLLEGE

Perumpillichira P.O., Thodupuzha, Kerala - 685 605

CERTIFICATE OF COMPLETION



This is to certify that

Mr./Ms./Dr. Ajib B. Jay

has successfully completed the Add-On


course titled 'Research Methodology and Biostatistics'

offered by Al-Azhar Dental College, Thodupuzha in the year 2023-2024


Prof. Dr. Vinod Kumar R B
Principal
Al-Azhar Dental College
Thodupuzha - 685 605


Dr. Bharath Sekhar Nayanar
Course Mentor
Al-Azhar Dental College


Dr. Priyina Alex
HOD Public Health Dentistry
Al-Azhar Dental College



Dr. Harvey Thomas
Principal
Al-Azhar Dental College



AL-AZHAR DENTAL COLLEGE

Perumpillichira P.O., Thodupuzha, Kerala - 685 605

CERTIFICATE OF COMPLETION



This is to certify that

Mrs/Dt: Shamela K B

has successfully completed the Add-On

course titled 'Research Methodology and Biostatistics'

offered by Al-Azhar Dental College, Thodupuzha in the year 2023-2024



Dr. Harvey Thomas
Principal
Al-Azhar Dental College



Dr. Priyanka Alex
HOD Public Health Dentistry
Al-Azhar Dental College



Dr. Bharath Sekhar Nayanar
Course Mentor
Al-Azhar Dental College



Prof. Dr. Vinod Chirakkal B
Principal
Al-Azhar Dental College
Thodupuzha - 685 605

Permission Letter

Date: 19/02/2024

From

Head of the Department
Department of Oral and Maxillofacial Surgery
Al Azhar Dental College

To

The Principal
Al Azhar Dental College
Perumpilichira, Thodupuzha

I kindly request you to grant permission to conduct a 10-day programme on "MAXILLOFACIAL TRAUMA" from 21th February 2024 to 2nd March 2024. Please make the necessary arrangements.

Thanking you


Yours Sincerely


HEAD OF THE DEPT.
DEPT. OF ORAL AND MAXILLOFACIAL SURGERY
AL-AZHAR DENTAL COLLEGE
THODUPUZHA 685 605

Department of Oral and Maxillofacial Surgery



Prof. Dr. Harvey Thomas MDS
Principal
Al-Azhar Dental College
Thodupuzha - 685 605




Prof. Dr. Vinod Kumar R B
Principal
Al-Azhar Dental College
Thodupuzha - 685 605



Ref. No. AADC/CIR/ 14 A /24

Date: 20/02/24

CIRCULAR

This is to inform that, AADC in collaboration with Dept. of Oral and Maxillofacial Surgery is conducting an Add on course (10-day programme) on 'MAXILLOFACIAL TRAUMA' from 21st February 2024 to 2nd March 2024 at Mini auditorium, AADC. All students and interns are requested to attend the program without any fail.

PRINCIPAL

Prof. Dr. Harvey Thomas MDS
Principal
Al-Azhar Dental College
Thodupuzha - 685 605



Copy to

Administrative officer

All Departments

Notice Boards

Office File

Prof. Dr. Vinod Kumar R B
Principal
Al-Azhar Dental College
Thodupuzha - 685 605



DEPARTMENT OF ORAL AND MAXILLOFACIAL SURGERY

ADD ON PROGRAM

TOPIC: MAXILLOFACIAL TRAUMA

Presenter:

DR. BASIL M JACOB



Date: 21st FEBRUARY 2024
- 2nd MARCH 2024

Time: 2:30 PM - 5:30 PM

Venue: MINI AUDITORIUM

PROGRAMS SCHEDULED:

- DAY 1: BASIC PRINCIPLES OF MANAGEMENT OF MAXILLOFACIAL TRAUMA
- DAY 2: INJURIES IN MAXILLOFACIAL REGION AND BIOMECHANICS OF FACIAL SKELETON
- DAY 3: DIAGNOSIS OF FACIAL FRACTURES
- DAY 4: APPROACHES TO FACIAL SKELETON
- DAY 5: ISOLATED MAXILLARY FRACTURES
- DAY 6: FRACTURE OF MANDIBLE EXCEPT CONDYLE
- DAY 7: CONDYLAR FRACTURES
- DAY 8: FRACTURES OF MIDFACE AND FRONTAL BONE
- DAY 9: PANFACIAL FRACTURES
- DAY 10: TRAUMA IN SPECIAL AGE GROUPS-GERIATRIC,PEDIATRIC
COMPLICATIONS IN MAXILLOFACIAL TRAUMA

@atazhardentalcollege
aadc.ac.in



Vinod Kumar R B
Principal
Al-Azhar Dental College
Thodupuzha - 685 605

Topic : Maxillofacial Trauma

AL-AZHAR DENTAL COLLEGE

STUDENTS ATTENDANCE REGISTER

Month February 20 2024

| Sl No | Name | Date & Days | | | | | | | | | | Leave | Remarks | |
|-------|-----------------------|-------------|---|---|---|---|---|---|---|---|----|-------|---------|--|
| | | 1 | 2 | 3 | 4 | 5 | 6 | 7 | 8 | 9 | 10 | | | |
| 1 | Thanseef Ashraf | P | P | P | P | P | P | P | P | P | | | | |
| 2 | Thejusraj S | P | P | P | P | P | P | P | P | P | | | | |
| 3 | Veena M | P | P | P | P | P | P | P | P | P | | | | |
| 4 | Ajmal Rahman | P | P | P | P | P | P | P | P | P | | | | |
| 5 | Sameena A | P | P | P | P | P | P | P | P | P | | | | |
| 6 | Sandeep A | P | P | P | P | P | P | P | P | P | | | | |
| 7 | Divya Jaydeep | P | P | P | P | P | P | P | P | P | | | | |
| 8 | Faizana Mansoor | P | P | P | P | P | P | P | P | P | | | | |
| 9 | Aneetha Unais | P | P | P | P | P | P | P | P | P | | | | |
| 10 | Anisha R Naix | P | P | P | P | P | P | P | P | P | | | | |
| 11 | Alka Ajay | P | P | P | P | P | P | P | P | P | | | | |
| 12 | Ameera Afana Jalal | P | P | P | P | P | P | P | P | P | | | | |
| 13 | Asna Jameela Nizam | P | P | P | P | P | P | P | P | P | | | | |
| 14 | Ojja Abzabam Vazghese | P | P | P | P | P | P | P | P | P | | | | |
| 15 | Geo Ann Maxia K | P | P | P | P | P | P | P | P | P | | | | |
| 16 | Fathima Thasneem | P | P | P | P | P | P | P | P | P | | | | |
| 17 | Aamina Shams | P | P | P | P | P | P | P | P | P | | | | |
| 18 | Anagha P S | P | P | P | P | P | P | P | P | P | | | | |
| 19 | Sara Sunny | P | P | P | P | P | P | P | P | P | | | | |
| 20 | Sivapriya Sathesaran | P | P | P | P | P | P | P | P | P | | | | |
| 21 | Sreekarth S | P | P | P | P | P | P | P | P | P | | | | |
| 22 | Salma Syad | P | P | P | P | P | P | P | P | P | | | | |
| 23 | Salma Shanna P | P | P | P | P | P | P | P | P | P | | | | |
| 24 | Fathima M | P | P | P | P | P | P | P | P | P | | | | |
| 25 | Fathima Nehala PA | P | P | P | P | P | P | P | P | P | | | | |

| | | | | | | | | | | | | | | |
|----|--------------------|---|---|---|---|---|---|---|---|---|--|--|--|--|
| 26 | Geetha Maheshwaran | P | P | P | P | P | P | P | P | P | | | | |
| 27 | Asba Sen | P | P | P | P | P | P | P | P | P | | | | |
| 28 | Shifana Salim | P | P | P | P | P | P | P | P | P | | | | |
| 29 | Axsha A S | P | P | P | P | P | P | P | P | P | | | | |
| 30 | Liya Febin | P | P | P | P | P | P | P | P | P | | | | |
| 31 | Ibana Fazal | P | P | P | P | P | P | P | P | P | | | | |
| 32 | Kavya Aji | P | P | P | P | P | P | P | P | P | | | | |
| 33 | Vishvaya C C | P | P | P | P | P | P | P | P | P | | | | |
| 34 | Abhinaya S | P | P | P | P | P | P | P | P | P | | | | |
| 35 | Casoline Maryben | P | P | P | P | P | P | P | P | P | | | | |
| 36 | Emma M | P | P | P | P | P | P | P | P | P | | | | |
| 37 | Ambili P K | P | P | P | P | P | P | P | P | P | | | | |
| 38 | Ajith K | P | P | P | P | P | P | P | P | P | | | | |
| 39 | K V Rena Fathima | P | P | P | P | P | P | P | P | P | | | | |
| 40 | Mareeta Maxiya Tom | P | P | P | P | P | P | P | P | P | | | | |
| 41 | Nisbi Karaba | P | P | P | P | P | P | P | P | P | | | | |
| 42 | Sabila Shaji | P | P | P | P | P | P | P | P | P | | | | |
| 43 | Ruksha Babim | P | P | P | P | P | P | P | P | P | | | | |
| 44 | Salman N | P | P | P | P | P | P | P | P | P | | | | |
| 45 | Aleena C A | P | P | P | P | P | P | P | P | P | | | | |
| 46 | Aarima Jaison | P | P | P | P | P | P | P | P | P | | | | |
| 47 | Sandya G | P | P | P | P | P | P | P | P | P | | | | |
| 48 | Bozga S Naix | P | P | P | P | P | P | P | P | P | | | | |
| 49 | Siara Saba Biju | P | P | P | P | P | P | P | P | P | | | | |
| 50 | Hanna Jaleel | P | P | P | P | P | P | P | P | P | | | | |

Topic Maxillofacial Trauma

Signature: [Handwritten Signatures]




Prof. Dr. Vinod Kumar B
Principal
Al-Azhar Dental College
Thodupuzha - 685 605

AL-AZHAR DENTAL COLLEGE
STUDENTS ATTENDANCE REGISTER

Month _____ 20__

| Sl. No | Name | Date & Days | | | | | | | | | | Leave | Remarks | |
|--------|---------------------|-------------|---|---|---|---|---|---|---|---|----|-------|---------|--|
| | | 1 | 2 | 3 | 4 | 5 | 6 | 7 | 8 | 9 | 10 | | | |
| 51 | Hariya Ajmal | P | P | P | P | P | P | P | P | P | | | | |
| 52 | Hazra P S | P | P | P | P | P | P | P | P | P | | | | |
| 53 | Aswari K Pradeep | P | A | P | P | P | P | P | P | P | | | | |
| 54 | Beema M | P | P | P | P | P | P | P | P | P | | | | |
| 55 | Betsy Mavis Jose | P | P | P | P | P | A | P | P | P | | | | |
| 56 | Shilpa K B | P | P | P | P | P | P | P | P | P | | | | |
| 57 | Shilpa M S | P | P | P | P | P | P | P | P | P | | | | |
| 58 | Shabna S H | P | P | P | A | P | P | P | P | P | | | | |
| 59 | Asha Rosewilson | P | P | P | P | P | P | P | P | P | | | | |
| 60 | Ayush Mathew | P | P | P | P | P | P | P | P | P | | | | |
| 61 | Adheena Ajikumar | P | P | P | P | P | A | P | P | P | | | | |
| 62 | Adithyan Sasidharan | P | P | P | P | P | P | P | P | P | | | | |
| 63 | Anandesh Jayakumar | P | P | P | P | P | P | P | P | P | | | | |
| 64 | Raja Pradeep S | P | P | P | P | P | P | P | A | P | | | | |
| 65 | Rajya Chith K S | P | P | P | P | P | P | P | P | P | | | | |
| 66 | Asya T T | P | P | P | P | P | P | P | P | P | | | | |
| 67 | Poojashree S Raj | P | P | P | P | P | P | P | P | P | | | | |
| 68 | Muhammed Shabeer | P | P | P | P | P | P | P | P | P | | | | |
| 69 | Nikhil M G | P | P | P | P | P | P | P | P | P | | | | |
| 70 | Chandana G S | P | P | P | A | P | P | P | P | P | | | | |
| 71 | Ranije B Dominic | P | P | P | P | P | P | P | P | P | | | | |
| 72 | Athul Baby | P | P | P | P | P | P | P | P | P | | | | |
| 73 | Thajamma F S | P | P | P | P | P | P | P | P | P | | | | |
| 74 | Sree Lakshmi R | P | P | P | P | P | P | P | P | P | | | | |
| 75 | Sree Lakshmi J | P | P | P | P | P | P | P | P | P | | | | |

| | | | | | | | | | | | | | | | | |
|-----|---------------------|---|---|---|---|---|---|---|---|---|--|--|--|--|--|--|
| 76 | Naby Tom Joseph | P | P | P | A | P | P | P | P | P | | | | | | |
| 77 | Poojathy Hazikumar | P | P | P | P | P | P | P | P | P | | | | | | |
| 78 | Banav K Prakash | P | P | P | P | P | P | P | P | P | | | | | | |
| 79 | Muhammed Nups PK | P | P | P | P | P | P | P | P | P | | | | | | |
| 80 | Mubarak Moosaa | P | P | P | P | P | P | P | P | P | | | | | | |
| 81 | Aneesha V | P | P | P | P | P | P | P | P | P | | | | | | |
| 82 | Shabana A J | P | P | P | P | P | P | P | P | P | | | | | | |
| 83 | Shanab Rose Petson | P | P | P | P | P | A | P | P | P | | | | | | |
| 84 | Shabna Fatima S | P | P | P | P | P | P | P | P | P | | | | | | |
| 85 | Krishnendu Shail | P | P | P | P | P | P | P | P | P | | | | | | |
| 86 | Nandana V | P | P | P | P | P | P | P | P | P | | | | | | |
| 87 | Anamika R Nath | P | P | P | P | P | P | P | P | P | | | | | | |
| 88 | Anetazilla Jaboson | P | P | P | P | P | A | P | P | P | | | | | | |
| 89 | Rashna P Vinod | P | P | P | P | P | P | P | P | P | | | | | | |
| 90 | Sajil P | P | P | P | P | P | P | P | P | P | | | | | | |
| 91 | Prathmesh C S | P | P | P | P | P | P | P | P | P | | | | | | |
| 92 | Pratyaksh Omprakash | P | P | P | P | P | P | P | P | P | | | | | | |
| 93 | Poojkrishnan | P | P | P | P | P | P | P | P | P | | | | | | |
| 94 | Devika Jayadevan | P | P | P | P | P | P | P | P | P | | | | | | |
| 95 | K Hazishankar | P | P | P | P | P | A | P | P | P | | | | | | |
| 96 | K T Asif Mixzan | P | P | P | P | P | P | P | P | P | | | | | | |
| 97 | Hiba Abdul Kaseem | P | P | P | P | P | P | P | P | P | | | | | | |
| 98 | Hazra Rajesh | P | P | P | P | P | P | P | P | P | | | | | | |
| 99 | Amara Haq A S | P | P | P | P | P | P | P | P | P | | | | | | |
| 100 | Aswathy Lakshmi PV | P | P | P | P | P | P | P | P | P | | | | | | |
| | Topic | Maxillofacial Trauma | | | | | | | | | | | | | | |
| | Signature |  | | | | | | | | | | | | | | |



Prof. Dr. Vinod Kumar R B
 Principal
 Al-Azhar Dental College
 Thodupuzha - 685 605



REPORT

PROGRAMME : MAXILLOFACIAL TRAUMA

ORGANISED BY : Department of Oral and Maxillofacial Surgery

RESOURCE PERSON : Dr. BASIL M JACOB (READER-DEPARTMENT OF OMFS)


DATE : 21/02/24-02/03/2024

TIME : 02:30 - 05:30 pm

VENUE : Mini auditorium, Al Azhar Dental College

NO. OF PARTICIPANTS :106

An Add on program was conducted by Dept. of Oral and Maxillofacial Surgery, in association with the IQAC-AADC. The program was attended by the interns, final year part I and final year part II students. Dr. Hisham M Ibrahim, Professor, Dept. of Oral surgery, delivered the welcome address. The respected Principal, Dr. Harvey Thomas Prof and HOD, addressed the gathering and stressed on the importance of diagnosis and management of maxillofacial trauma in oral surgery. The course mentor, Dr. Basil M Jacob, was introduced to the audience by Dr. Sunil R, Senior Lecturer, Dept of Oral Surgery.





Day 1 of the course began with Dr. Basil M Jacob giving lecture on Introduction to maxillofacial trauma. He also spoke about basic principles of management of trauma and its importance in primary care of trauma. Participants were made familiar about emergency care in maxillofacial trauma.

Day 2 commenced shortly after tea in the afternoon. The participants were briefed about injuries in maxillofacial region, surgical anatomy of face and biomechanics of facial skeleton.


Day 3 started with the resource person talking about diagnosis of facial fractures. Importance of clinical examinations were discussed in detail. Shortly after the tea break a description of investigations, importance of CT scan of head were also explained to the participants.

On Day 4, Resource person spoke about different approaches to facial skeleton. The participants were made familiar of indications for different approaches.

Day 5. Lefort I, lefort II, lefort III and Dento -alveolar fractures were discussed in detail. Resource person mentioned about reduction fixation and immobilization of fractures. Wiring techniques were demonstrated in cast models.

Day 6 began with the speaker talking on diagnosis and management of mandibular fractures. Temporary stabilization and definitive treatment were discussed in detail. Importance of restoration of occlusion is well explained to the participants.

Day 7 commenced with a talk on condylar fractures. Classification, indications and various treatment methods were discussed in detail.







On day 8, Resource person discussed in detail about midface fracture including zygomatico-maxillary fracture, orbital fractures, naso orbito ethmoidal fractures. Management of frontal bone fractures need for identifying CSF leakage also were discussed.

Day 9 various approaches for the management of pan facial fractures and importance of trauma team well discussed.

Day 10 management of trauma in geriatric and pediatric cases were discussed. Speaker discussed about various complications in maxillofacial trauma. The program concluded with a vote of thanks by Dr. Abhilash Mathew Thomas.



Uel
Prof. Dr. *Uel* **Kumar R B**
Principal
Al-Azhar Dental College
Thodupuzha - 685 605



AL-AZHAR DENTAL COLLEGE

Perumpillichira P. O., Thodupuzha
Idukki Dist., Kerala- 685 605
☎ +91 94977 20069 | +91 94463 91111



**Resource person interacting
with students.**



[Handwritten Signature]
HEAD OF THE DEPT.
DEPT. OF ORAL AND MAXILLOFACIAL SURGERY
AL-AZHAR DENTAL COLLEGE
THODUPUZHA-685 605



[Handwritten Signature]
Prof. Dr. Harvey Thomas MDS
Principal
Al-Azhar Dental College
Thodupuzha - 685 605

[Handwritten Signature]
Prof. Dr. Vinod Kumar R B
Principal
Al-Azhar Dental College
Thodupuzha - 685 605



Date: 02/03/2024


Topic : Maxillofacial Trauma
 Faculty : Dr. Basil M Jacob MDS
 Venue : Mini-Auditorium
 Time : 2.30 pm -5.30 pm

FEEDBACK FORM

| | |
|-------------------------|---|
| Name of the Participant | : Sandeep Alungal |
| Address | : Puthanpambal (H). Mombur, Malappuram |
| Phone Number | : 9648065441 |
| Mail Id | : sandeepalungal@gmail.com |

Write your comments here : Very informative class.

| | Excellent | Good | Average | Poor |
|--|---|------|---------|------|
| Appropriateness & content of lecture | <input checked="" type="checkbox"/> | | | |
| Did the lecture satisfy the objectives of the topic? | Yes <input checked="" type="checkbox"/> | | No | |
| Did it add new insights to your existing knowledge | Yes <input checked="" type="checkbox"/> | | No | |
| Was the lecture interactive and interesting? | Yes <input checked="" type="checkbox"/> | | No | |
| Take away from lecture: which emerging trend would you like to introduce to your practice? | | | | |
| Overall rating of lecture | <input checked="" type="checkbox"/> | | | |



Prof. Dr. Vinod Kumar R B
Principal
Al-Azhar Dental College
Thodupuzha - 685 605

Signature of the Participant



Date: 02/03/2024


Topic : Maxillofacial Trauma
Faculty : Dr. Basil M Jacob MDS
Venue : Mini-Auditorium
Time : 2.30 pm -5.30 pm

FEEDBACK FORM

| | | | | | |
|--|-----|------------|------|---------|------|
| Name of the Participant | : | Aika Ajay | | | |
| Address | : | Ernakulam | | | |
| Phone Number | : | 9448163813 | | | |
| Mail Id | : | | | | |
| Write your comments here : | | | | | |
| | | Excellent | Good | Average | Poor |
| Appropriateness & content of lecture | | | ✓ | | |
| Did the lecture satisfy the objectives of the topic? | Yes | ✓ | | No | |
| Did it add new insights to your existing knowledge | Yes | ✓ | | No | |
| Was the lecture interactive and interesting? | Yes | ✓ | | No | |
| Take away from lecture: which emerging trend would you like to introduce to your practice? | | | | | |
| Overall rating of lecture | | | | | |



Prof. Dr. Vinod Kumar R B
Principal
Al-Azhar Dental College
Thodupuzha - 685 605


Signature of the Participant




Date: 02/03/2024

Topic : Maxillofacial Trauma
Faculty : Dr. Basil M Jacob MDS
Venue : Mini-Auditorium
Time : 2.30 pm -5.30 pm

FEEDBACK FORM

| | | | | |
|--|---|------|---------|------|
| Name of the Participant | : Mubarak Moosian | | | |
| Address | : Thazhavelil (CH) Kannur | | | |
| Phone Number | : 8301903340 | | | |
| Mail Id | : mubarak.moosian@gmail.com | | | |
| Write your comments here | : Good Class Interactive Class. | | | |
| | Excellent | Good | Average | Poor |
| Appropriateness & content of lecture | <input checked="" type="checkbox"/> | | | |
| Did the lecture satisfy the objectives of the topic? | Yes <input checked="" type="checkbox"/> | | No | |
| Did it add new insights to your existing knowledge | Yes <input checked="" type="checkbox"/> | | No | |
| Was the lecture interactive and interesting? | Yes <input checked="" type="checkbox"/> | | No | |
| Take away from lecture: which emerging trend would you like to introduce to your practice? | | | | |
| Overall rating of lecture | <input checked="" type="checkbox"/> | | | |



Prof. Dr. Vinod Kumar B
Principal
Al-Azhar Dental College
Thodupuzha - 685 605

Signature of the Participant




Date: 02/03/2024

Topic : Maxillofacial Trauma
Faculty : Dr. Basil M Jacob MDS
Venue : Mini-Auditorium
Time : 2.30 pm -5.30 pm

FEEDBACK FORM

| | | | | |
|--|---|------|---------|------|
| Name of the Participant | : Prasad K Prabhath | | | |
| Address | : Thodupuzha (H) Thiruvur | | | |
| Phone Number | : 9207289412 | | | |
| Mail Id | : Prasadprabhath61@gmail.com | | | |
| Write your comments here | : Informative class. Short time taken. | | | |
| | Excellent | Good | Average | Poor |
| Appropriateness & content of lecture | ✓ | | | |
| Did the lecture satisfy the objectives of the topic? | Yes ✓ | | No | |
| Did it add new insights to your existing knowledge | Yes ✓ | | No | |
| Was the lecture interactive and interesting? | Yes ✓ | | No | |
| Take away from lecture: which emerging trend would you like to introduce to your practice? | | | | |
| Overall rating of lecture | ✓ | | | |



Prof. Dr. Vinod Kumar R B
Principal
Al-Azhar Dental College
Thodupuzha - 685 605

Signature of the Participant




Date: 02/03/2024

Topic : Maxillofacial Trauma
Faculty : Dr. Basil M Jacob MDS
Venue : Mini-Auditorium
Time : 2.30 pm -5.30 pm

FEEDBACK FORM

| | | | | |
|--|----------------------------------|------|---------|------|
| Name of the Participant | : Noby Tom Joseph | | | |
| Address | : Valayavattal (M) - Kottayam | | | |
| Phone Number | : 7306718268 | | | |
| Mail Id | : NobyTomJoseph@gmail.com | | | |
| Write your comments here | : Very Good class. | | | |
| | Excellent | Good | Average | Poor |
| Appropriateness & content of lecture | ✓ | | | |
| Did the lecture satisfy the objectives of the topic? | Yes | ✓ | No | |
| Did it add new insights to your existing knowledge | Yes | ✓ | No | |
| Was the lecture interactive and interesting? | Yes | ✓ | No | |
| Take away from lecture: which emerging trend would you like to introduce to your practice? | | | | |
| Overall rating of lecture | ✓ | | | |



Prof. Dr. Vihou Curjar R B
Principal
Al-Azhar Dental College
Thodupuzha - 685 605

Signature of the Participant

DEPARTMENT OF ORAL AND MAXILLOFACIAL SURGERY

ASSESSMENT EXAM

TOPIC: MAXILLO FACIAL TRAUMA

10
10

NAME: Aneesha Unais

DATE: 02/03/2024

- 1) Fracture of mandible all are true except:
 - a) Fractures of the mandible are common at the angle of the mandible
 - b) Fractures of the mandible are effected by the muscle pull
 - c) c) Fractures of the mandible are usually characterized by sublingual hematoma
 - d) ~~C.S.F. rhinorrhea is a common finding~~

- 2) The ideal treatment for fracture of the angle of mandible is
 - a) Transosseous wiring
 - b) Intermaxillary fixation
 - c) ~~Plating on the lateral side of the body of the mandible~~
 - d) Plating at the inferior border of the mandible

- 3) A patient with unfavourable fracture of the angle of mandible is best treated by:
 - a) Closed reduction with intermaxillary fixation
 - b) Closed reduction with cap splints
 - c) Open reduction with interosseous wiring
 - d) ~~Open reduction with rigid bone fixation~~

- 4) Guerin fracture is:
 - a) ~~Maxillary fracture~~
 - b) Maxillary and zygomatic fracture
 - c) Maxillary and nasal bone fracture



Prof. Dr. Vinod Kumar R B
Principal
Al-Azhar Dental College
Thodupuzha - 685 605

d) Nasal bone fracture only

5) "Panda facies" is commonly seen after

a) Le fort I fractures

b) Le fort II fractures

c) Mandible fractures

d) None of the above

6) The first step in management of head injury is:

a) Secure airway

b) I.V. mannitol

c) I.V. dexamethasone

d) Blood transfusion

7) Which of the following is not included in the Glassgow coma scale:

a) Eye opening

b) Motor response

c) Verbal response

d) Pupil size

8) Commonest cause of TMJ ankylosis is:

a) Trauma

b) Development disturbances

c) Infections

d) Atrophy

9) Berger flap procedure is used for

a) TMJ ankylosis



Prof. Dr. Vinod Kumar R B
Principal
Al-Azhar Dental College
Thodupuzha - 685 605

- b) TMJ dislocation
- c) Oro-antral communication
- d) Pericoronitis

10) The Alkayat and Bramely approach to the TMJ is a modification of the:

- a) Hemicoronal approach
- b) Retroauricular approach
- c) Preauricular approach
- d) Risdon's Incision



Handwritten signature in blue ink.

HEAD OF THE DEPT.
DEPT. OF ORAL AND MAXILLOFACIAL SURGERY
AL-AZHAR DENTAL COLLEGE
THODUPUZHA-685 605



Handwritten signature in green ink.
Prof. Dr. Vinod Kumar R B
Principal
Al-Azhar Dental College
Thodupuzha - 685 605

DEPARTMENT OF ORAL AND MAXILLOFACIAL SURGERY

ASSESSMENT EXAM

TOPIC: MAXILLO FACIAL TRAUMA

6/10

NAME: Sreekanth S

DATE: 02/03/2024

- 1) Fracture of mandible all are true except:
 - a) Fractures of the mandible are common at the angle of the mandible
 - b) Fractures of the mandible are effected by the muscle pull
 - c) Fractures of the mandible are usually characterized by sublingual hematoma
 - d) C.S.F. rhinorrhea is a common finding

- 2) The ideal treatment for fracture of the angle of mandible is
 - a) Transosseous wiring
 - b) Intermaxillary fixation
 - c) Plating on the lateral side of the body of the mandible
 - d) Plating at the inferior border of the mandible

- 3) A patient with unfavourable fracture of the angle of mandible is best treated by:
 - a) Closed reduction with intermaxillary fixation
 - b) Closed reduction with cap splints
 - c) Open reduction with interosseous wiring
 - d) Open reduction with rigid bone fixation

- 4) Guerin fracture is:
 - a) Maxillary fracture
 - b) Maxillary and zygomatic fracture
 - c) Maxillary and nasal bone fracture



Prof. Dr. Vinod Kumar R B
Principal
Al-Azhar Dental College
Thodupuzha - 685 605

d) Nasal bone fracture only

5) "Panda facies" is commonly seen after

- a) Le fort I fractures
- b) Le fort II fractures
- c) Mandible fractures
- d) None of the above

6) The first step in management of head injury is:

- a) Secure airway
- b) I.V. mannitol
- c) I.V. dexamethasone
- d) Blood transfusion

7) Which of the following is not included in the Glassgow coma scale:

- a) Eye opening
- b) Motor response
- c) Verbal response
- d) Pupil size

8) Commonest cause of TMJ ankylosis is:

- a) Trauma
- b) Development disturbances
- c) Infections
- d) Atrophy

9) Berger flap procedure is used for

- a) TMJ ankylosis



Prof. Dr. Vinod Kumar B
Principal
Al-Azhar Dental College
Thodupuzha - 685 605

- b) TMJ dislocation
- c) Oro-antral communication
- d) Pericoronitis

10) The Alkayat and Bramely approach to the TMJ is a modification of the:

- a) Hemicoronal approach
- b) Retroauricular approach
- c) Preauricular approach
- d) Risdon's Incision



[Handwritten Signature]
HEAD OF THE DEPT
DEPT. OF ORAL AND MAXILLOFACIAL SURGERY
AL-AZHAR DENTAL COLLEGE
THODUPUZHA 685 605



[Handwritten Signature]
Prof. Dr. Vinod Kumar B.S
Principal
Al-Azhar Dental College
Thodupuzha - 685 605

DEPARTMENT OF ORAL AND MAXILLOFACIAL SURGERY

ASSESSMENT EXAM

TOPIC: MAXILLO FACIAL TRAUMA

7/10

NAME: Nishi Kamba

DATE: 02/03/2024


- 1) Fracture of mandible all are true except:
 - a) Fractures of the mandible are common at the angle of the mandible
 - b) Fractures of the mandible are effected by the muscle pull
 - c) Fractures of the mandible are usually characterized by sublingual hematoma
 - d) C.S.F. rhinorrhea is a common finding

- 2) The ideal treatment for fracture of the angle of mandible is
 - a) Transosseous wiring
 - b) Intermaxillary fixation
 - c) Plating on the lateral side of the body of the mandible
 - d) Plating at the inferior border of the mandible

- 3) A patient with unfavourable fracture of the angle of mandible is best treated by:
 - a) Closed reduction with intermaxillary fixation
 - b) Closed reduction with cap splints
 - c) Open reduction with interosseous wiring
 - d) Open reduction with rigid bone fixation

- 4) Guerin fracture is:
 - a) Maxillary fracture
 - b) Maxillary and zygomatic fracture
 - c) Maxillary and nasal bone fracture




Prof. Dr. Vinod Kumar R B
Principal
Al-Azhar Dental College
Thodupuzha - 685 605

d) Nasal bone fracture only

5) "Panda facies" is commonly seen after

- a) Le fort I fractures
- b) Le fort II fractures
- c) Mandible fractures
- d) None of the above

6) The first step in management of head injury is:

- a) Secure airway
- b) I.V. mannitol
- c) I.V. dexamethasone
- d) Blood transfusion

7) Which of the following is not included in the Glassgow coma scale:


- a) Eye opening
- b) Motor response
- c) Verbal response
- d) Pupil size

8) Commonest cause of TMJ ankylosis is:

- a) Trauma
- b) Development disturbances
- c) Infections
- d) Atrophy

9) Berger flap procedure is used for

- a) TMJ ankylosis



11/01/20
Prof. Dr. Vinod Kumar R B
Al-Azhar Dental College
Thodupuzha - 685 605

- b) TMJ dislocation
- c) Oro-antral communication
- d) Pericoronitis

10) The Alkayat and Bramely approach to the TMJ is a modification of the:

- a) Hemicoronal approach
- b) Retroauricular approach
- c) Preauricular approach
- d) Risdon's Incision



Handwritten signature in blue ink.

HEAD OF THE DEPT.
DEPT. OF ORAL AND MAXILLOFACIAL SURGERY
AL-AZHAR DENTAL COLLEGE
THODUPUZHA - 685 605



Handwritten signature in green ink.
Prof. Dr. Vinod Kumar R.R.
Principal
Al-Azhar Dental College
Thodupuzha - 685 605

DEPARTMENT OF ORAL AND MAXILLOFACIAL SURGERY

ASSESSMENT EXAM

TOPIC: MAXILLO FACIAL TRAUMA

8
10

NAME: Beema M

DATE: 02/03/2024

1) Fracture of mandible all are true except:

- a) Fractures of the mandible are common at the angle of the mandible
- b) Fractures of the mandible are effected by the muscle pull
- c) Fractures of the mandible are usually characterized by sublingual hematoma
- d) C.S.F. rhinorrhea is a common finding

2) The ideal treatment for fracture of the angle of mandible is

- a) Transosseous wiring
- b) Intermaxillary fixation
- c) Plating on the lateral side of the body of the mandible
- d) Plating at the inferior border of the mandible

3) A patient with unfavourable fracture of the angle of mandible is best treated by:

- a) Closed reduction with intermaxillary fixation
- b) Closed reduction with cap splints
- c) Open reduction with interosseous wiring
- d) Open reduction with rigid bone fixation

4) Guerin fracture is:

- a) Maxillary fracture
- b) Maxillary and zygomatic fracture
- c) Maxillary and nasal bone fracture



Prof. Dr. Vinod Kumar R B
Principal
Al-Azhar Dental College
Thodupuzha - 685 605

d) Nasal bone fracture only

5) "Panda facies" is commonly seen after

- a) Le fort I fractures
- b) Le fort II fractures
- c) Mandible fractures
- d) None of the above

6) The first step in management of head injury is:

- a) Secure airway
- b) I.V. mannitol
- c) I.V. dexamethasone
- d) Blood transfusion

7) Which of the following is not included in the Glassgow coma scale:

- a) Eye opening
- b) Motor response
- c) Verbal response
- d) Pupil size

8) Commonest cause of TMJ ankylosis is:

- a) Trauma
- b) Development disturbances
- c) Infections
- d) Atrophy

9) Berger flap procedure is used for

- a) TMJ ankylosis




11/12/16
Prof. Dr. Vinod Kumar R B
Principal
Al-Azhar Dental College
Thodupuzha - 685 605


- b) TMJ dislocation
- c) Oro-antral communication
- d) Pericoronitis

10) The Alkayat and Bramely approach to the TMJ is a modification of the:

- a) Hemicoronal approach
- b) Retroauricular approach
- c) Preauricular approach
- d) Risdon's Incision




HEAD OF THE DEPT.
DEPT. OF ORAL AND MAXILLO-FACIAL SURGERY
AL-AZHAR DENTAL COLLEGE
THODUPUZHA


Prof. Dr. Vinod Kumar R B
Principal
Al-Azhar Dental College
Thodupuzha - 685 605

DEPARTMENT OF ORAL AND MAXILLOFACIAL SURGERY

ASSESSMENT EXAM

TOPIC: MAXILLO FACIAL TRAUMA

10
10

NAME: Noby

Tom
Joseph

DATE: 02/03/2024

- 1) Fracture of mandible all are true except:
 - a) Fractures of the mandible are common at the angle of the mandible
 - b) Fractures of the mandible are effected by the muscle pull
 - c) c) Fractures of the mandible are usually characterized by sublingual hematoma
 - d) C.S.F. rhinorrhea is a common finding

- 2) The ideal treatment for fracture of the angle of mandible is
 - a) Transosseous wiring
 - b) Intermaxillary fixation
 - c) Plating on the lateral side of the body of the mandible
 - d) Plating at the inferior border of the mandible

- 3) A patient with unfavourable fracture of the angle of mandible is best treated by:
 - a) Closed reduction with intermaxillary fixation
 - b) Closed reduction with cap splints
 - c) Open reduction with interosseous wiring
 - d) Open reduction with rigid bone fixation

- 4) Guerin fracture is:
 - a) Maxillary fracture
 - b) Maxillary and zygomatic fracture
 - c) Maxillary and nasal bone fracture



Handwritten signature
Prof. Dr. Vinod Kumar R B
Principal
Al-Azhar Dental College
Thodupuzha - 685 605

d) Nasal bone fracture only

5) "Panda facies" is commonly seen after

a) Le fort I fractures

b) Le fort II fractures

c) Mandible fractures

d) None of the above

6) The first step in management of head injury is:

a) Secure airway

b) I.V. mannitol

c) I.V. dexamethasone

d) Blood transfusion

7) Which of the following is not included in the Glassgow coma scale:

a) Eye opening

b) Motor response

c) Verbal response

d) Pupil size

8) Commonest cause of TMJ ankylosis is:

a) Trauma

b) Development disturbances

c) Infections

d) Atrophy

9) Berger flap procedure is used for

a) TMJ ankylosis



11/01
Prof. Dr. Vinod Kumar R D
Principal
Al-Azhar Dental College
Thodupuzha - 685 605

- b) TMJ dislocation
- ~~c) Oro-antral communication~~
- d) Pericoronitis

10) The Alkayat and Bramely approach to the TMJ is a modification of the:

- a) Hemicoronal approach
- b) Retroauricular approach
- ~~c) Preauricular approach~~
- d) Risdon's Incision



A handwritten signature in blue ink, appearing to be "H.L." or similar initials.

HEAD OF THE DEPT.
DEPT. OF ORAL AND MAXILLOFACIAL SURGERY
AL-AZHAR DENTAL COLLEGE
THODUPUZHA-685 605

A handwritten signature in green ink, appearing to be "Vinod Kumar B".

Prof. Dr. Vinod Kumar B
Principal
Al-Azhar Dental College
Thodupuzha - 685 605



AL-AZHAR DENTAL COLLEGE

Perumpillichira P.O., Thodupuzha, Kerala - 685 605

CERTIFICATE OF COMPLETION

This is to certify that

Mr./Ms./Dr. Tharaseef Ashraf


has successfully completed the

Add-On course titled 'MAXILLOFACIAL TRAUMA'

offered by Al-Azhar Dental College, Thodupuzha in the year 2023-2024


Dr. Harvey Thomas
Principal
Al-Azhar Dental College


Dr. Basil M. John
Course Mentor
Al-Azhar Dental College


Prof. Dr. Vinod Kumar R B
Principal
Al-Azhar Dental College
Thodupuzha - 685 605





AL-AZHAR DENTAL COLLEGE

Perumpillichira P.O., Thodupuzha, Kerala - 685 605

CERTIFICATE OF COMPLETION

This is to certify that


Mr/Ms/Dt. Geesasi Maheshwaran

has successfully completed the


Add-On course titled 'MAXILLOFACIAL TRAUMA'

offered by Al-Azhar Dental College, Thodupuzha in the year 2023-2024


Dr. Harvey Thomas
Principal
Al-Azhar Dental College




Prof. Dr. Vinod Kumar B
Principal
Al-Azhar Dental College
Thodupuzha - 685 605


Dr. Basil M John
Course Mentor
Al-Azhar Dental College



AL-AZHAR DENTAL COLLEGE

Perumpillichira P.O., Thodupuzha, Kerala - 685 605

CERTIFICATE OF COMPLETION

This is to certify that


Mr/Ms/Dt. Harisya Ajmal

has successfully completed the

Add-On course titled 'MAXILLOFACIAL TRAUMA'

offered by Al-Azhar Dental College, Thodupuzha in the year 2023-2024

Dr. Harvey Thomas
Principal
Al-Azhar Dental College



Prof. Dr. Vinod Kumar R B
Principal
Al-Azhar Dental College
Thodupuzha - 685 605



AL-AZHAR DENTAL COLLEGE

Perumpillichira P.O., Thodupuzha, Kerala - 685 605

CERTIFICATE OF COMPLETION

This is to certify that

Mr. Ms./Dr. Nebby James Joseph

has successfully completed the

Add-On course titled 'MAXILLOFACIAL TRAUMA'

offered by Al-Azhar Dental College, Thodupuzha in the year 2023-2024

Dr. Harvey Thomas
Principal
Al-Azhar Dental College



Prof. Dr. Vinod Kumar B
Principal
Al-Azhar Dental College
Thodupuzha - 685 605

Dr. Basil M John
Course Mentor
Al-Azhar Dental College



AL-AZHAR DENTAL COLLEGE

Perumpillichira P.O., Thodupuzha, Kerala - 685 605

CERTIFICATE OF COMPLETION

This is to certify that


Mr/Ms./Dr. Geesasi B. Dinesh

has successfully completed the

Add-On course titled 'MAXILLOFACIAL TRAUMA'

offered by Al-Azhar Dental College, Thodupuzha in the year 2023-2024

Dr. Harvey Thomas
Principal
Al-Azhar Dental College



Prof. Dr. Vinod R B
Principal
Al-Azhar Dental College
Thodupuzha - 685 605

Permission Letter

14-05-2024

From,
The Head of the Department
Department of Prosthodontics, Crown and Bridge
Al-Azhar Dental College

To,
The Principal
Al-Azhar Dental College
Thodupuzha

Sub: Permission for conducting an Add-on course on 'Oral Rehabilitation with Cast Partial Denture'

I kindly request you to grant permission to conduct a 10-day Add-On course on "Oral Rehabilitation with Cast Partial Denture" from 20th May 2024 to 30th May 2024 for the students.

We are looking forward for a favorable response from your side.

Thanking you

Dr Litto Manual


HOD

Dept. of Prosthodontics

Dr LITTO MANUAL MDS
Professor and Head of Prosthodontics
Al- Azhar Dental College, Thodupuzha
Kerala State - 685 605



Prof. Dr. V. K. Kumar R B
Principal
Al-Azhar Dental College
Thodupuzha - 685 605



Ref. No. AADC/CIR/46C

Date: 16- 05 -2024

CIRCULAR

This is to inform that, AADC in collaboration with Dept. of Prosthodontics, Crown and Bridge is conducting an add-on course (10-day program) on 'Oral Rehabilitation with Cast Partial Denture' from 20th May 2024 to 30th May 2024 at Mini Auditorium, AADC. All students and interns are requested to attend the program without any fail.

Copy to

Administrative officer
All Departments
Notice Boards
Office File



PRINCIPAL

Prof. Dr. Vinod Kumar R B
Principal
Al-Azhar Dental College
Thodupuzha - 685 605

11/6/24
23/12/24

Prof. Dr. Vinod Kumar R B
Principal
Al-Azhar Dental College
Thodupuzha - 685 605



AL-AZHAR DENTAL COLLEGE

ORAL REHABILITATION WITH CAST PARTIAL DENTURE

CONTENTS

- Day 1: Introduction to CPD
- Day 2: Steps in planning CPD
- Day 3: Tooth supported Vs Tooth Tissue Supported CPD
- Day 4: CPD Components
- Day 5: General rules
- Day 6: Kennedy Classification
- Day 7: Hands on Batch A
- Day 8: Hands on Batch A
- Day 9: Hands on Batch B
- Day 10: Hands on Batch B



Prof. Dr. Vinod Kumar R B
Principal
Al-Azhar Dental College
Thodupuzha - 685 605

SPEAKER




20-05-2024 to 30-05-2024



02:30 - 05:30 PM

VENUE: MINI AUDITORIUM,
ALAZHAR DENTAL COLLEGE

DR VINNI MARY
OOMMEN
PROFESSOR
PROSTHODONTICS
AADC





REPORT

PROGRAMME : ORAL REHABILITATION WITH CAST PARTIAL
DENTURE

ORGANIZED BY : Department of Prosthodontics, Crown and Bridge

RESOURCE PERSON : Dr Vinni Mary Oommen

DATE : 20-05-2024 to 30-05-2024


VENUE : Mini Auditorium, Al-Azhar Dental College

TIME : 02:30 – 05:30 pm

NO. OF PARTICIPANTS:101

An Add-on program was conducted by Dept. of Prosthodontics, Crown and Bridge, in association with Al-Azhar IQAC. The program was attended by the interns, final part II and final part I students. Dr. Litto Manual, Prof and HOD, Dept. of Prosthodontics, delivered the welcome speech. Respected Principal, Dr. Vinod Kumar R B, addressed the gathering and stressed on the importance of oral rehabilitation. The course mentor, Dr. Vinni Mary Oommen, was introduced to the audience by Dr. Junu Henry, Senior Lecturer, Dept. of Prosthodontics. The session started at 02:30 pm.

Day 1 (20.05.2024) - Our speaker started the session with an introduction to the Cast Partial Denture(CPD), followed by the steps in planning a CPD, how an appropriate diagnosis and treatment planning in different cases being done and also regarding the diagnostic cast.



Prof. Dr. Vinod Kumar R B
Principal
Al-Azhar Dental College
Thodupuzha - 685 605



Day 2 (21.05.2024) – She has discussed on the various steps in the planning process, on surveying, designing and mouth preparation in each case. Also on the final framework impression, wax up, casting, framework trial, altered cast impression, jaw relations, tryin, processing and the denture insertion.

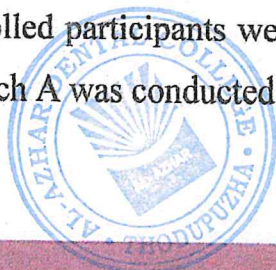
Day 3 (22.05.2024) – The speaker addressed the differences in the tooth supported and tooth tissue supported cast partial denture, case selection in both, the procedural difference and technique sensitivity.

Day 4 (23.05.2024) - Speaker explained on the different components of the cast partial denture - the minor connectors, the major connectors, the direct retainer, the indirect retainer, different types of rests, the denture base and the artificial teeth.

Day 5 (24.05.2024) – The students were made aware of the general rules that are important in planning a cast partial denture. Explanation on the Kennedy's Class I and Class II were done.

Day 6 (25.05.2024) – The Kennedy's Class III, Class IV and various other modifications were introduced to the students.

Day 7 (27.05.2024) – The enrolled participants were segregated into 2 batches – batch A and Batch B. Hands On for Batch A was conducted on the model cast.



Prof. Dr. Vinod Kumar R B
Principal
Al-Azhar Dental College
Thodupuzha - 685 605



Day 8 (28.05.2024) – Hands On for Batch A was conducted on the model cast.

Day 9 (29.05.2024) - Hands On for Batch B was conducted on the model cast.

Day 10 (30.05.2024) – Hands On for Batch B was conducted on the model cast.

Certificates were distributed to all the participants on the last day of the course. A memento was given to the speaker as a token of appreciation. A total of 101 students participated in the course. A vote of thanks was given by the coordinator of IQAC. The participants found the course informative and useful.



Dr. LITTO MANUAL MDS
Professor and Head of Prosthodontics
Al- Azhar Dental College, Thodupuzha
Kerala State - 685 605



Prof. Dr. Vinod Kumar R B
Principal
Al-Azhar Dental College
Thodupuzha - 685 605



PHOTOS OF ADD-ON COURSE ON ORAL REHABILITATION WITH CAST PARTIAL DENTURE



Speaker addressing the topic.

GPS Map Camera

Kumaramangalam part, Kerala, India
Al Azhar Dental college WP99+J2V, Kumaramangalam
part, Thodupuzha, Kerala 685605, India
Lat 9.897349° Long 76.710681°
21/05/24 03:13 PM GMT +05:30

Google

Prof. Dr. Vined Kumar R B
Principal
Al-Azhar Dental College
Thodupuzha - 685 605



AL-AZHAR DENTAL COLLEGE


Perumpillichira P. O., Thodupuzha
Idukki Dist., Kerala- 685 605
+91 94977 20069 | +91 94463 91111



Speaker interacting with the participants.



Speaker interacting with the participants.



Handwritten signature
Prof. Dr. Vinod Kumar R B
Principal
Al-Azhar Dental College
Thodupuzha - 685 605

alazhardentaloffice@gmail.com
aadc.ac.in

Under the aegis of Noorul Islam Trust
(Recognised by Dental Council of India & Affiliated to KUHS)



Date: 30-05-2024

ORAL REHABILITATION WITH CAST PARTIAL DENTURE


Resource Persons : Dr. Vinni Mary Oommen
Venue : Mini Auditorium
Time : 02:30 pm to 05:30 pm (30 hours course)

FEEDBACK FORM

| | |
|-------------------------|---------------------------|
| Name of the Participant | : Aswin R |
| Address | : Aswin villa Emakulam |
| Phone Number | : 9447417537 |
| Mail Id | : aswinrajeer11@gmail.com |

Write your comments here : Good

| | Excellent | Good | Average | Poor |
|---|-----------|------|---------|------|
| Appropriateness & content of the course | ✓ | | | |
| Did the course satisfy the objectives of the | Yes ✓ | | No | |
| Did it add new insights to your existing knowledge | Yes ✓ | | No | |
| Was the course interactive and interesting? | Yes ✓ | | No | |
| Take away from course: which emerging trend would you like to introduce to your | | | | |
| Overall rating of course | | | | |



Prof. Dr. Vinod Kumar R B
Principal
Al-Azhar Dental College
Thodupuzha - 685 605

Signature of the Participant




Date: 30-05-2024

ORAL REHABILITATION WITH CAST PARTIAL DENTURE

Resource Persons : Dr. Vinni Mary Oommen
Venue : Mini Auditorium
Time : 02:30 pm to 05:30 pm (30 hours course)

FEEDBACK FORM

| | | | | |
|---|---|--------------------------|-----------------------------|--------------------------|
| Name of the Participant | : Aparna. T. Nair | | | |
| Address | : Visakhom (H) Trivandrum | | | |
| Phone Number | : 8086528107 | | | |
| Mail Id | : aparana.nair.2000@gmail.com | | | |
| Write your comments here | : Good | | | |
| | Excellent | Good | Average | Poor |
| Appropriateness & content of the course | <input checked="" type="checkbox"/> | <input type="checkbox"/> | <input type="checkbox"/> | <input type="checkbox"/> |
| Did the course satisfy the objectives of the | Yes <input checked="" type="checkbox"/> | | No <input type="checkbox"/> | |
| Did it add new insights to your existing knowledge | Yes <input checked="" type="checkbox"/> | | No <input type="checkbox"/> | |
| Was the course interactive and interesting? | Yes <input checked="" type="checkbox"/> | | No <input type="checkbox"/> | |
| Take away from course: which emerging trend would you like to introduce to your | | | | |
| Overall rating of course | <input type="checkbox"/> | <input type="checkbox"/> | <input type="checkbox"/> | <input type="checkbox"/> |



Prof. Dr. Vinod Kumar R
Principal
Al-Azhar Dental College
Thodupuzha - 685 605

Aparna
Signature of the Participant



Date: 30-05-2024

ORAL REHABILITATION WITH CAST PARTIAL DENTURE


Resource Persons : Dr. Vinni Mary Oommen
Venue : Mini Auditorium
Time : 02:30 pm to 05:30 pm (30 hours course)

FEEDBACK FORM

| | |
|-------------------------|---|
| Name of the Participant | : Sasin Saju |
| Address | : Edavettil (H) Kollam 9074775524 |
| Phone Number | : 9074775524 |
| Mail Id | : sasin.saju@gmail.com |

Write your comments here : Good

| | Excellent | Good | Average | Poor |
|---|---|-------------------------------------|---------|------|
| Appropriateness & content of the course | | <input checked="" type="checkbox"/> | | |
| Did the course satisfy the objectives of the | Yes <input checked="" type="checkbox"/> | | No | |
| Did it add new insights to your existing knowledge | Yes <input checked="" type="checkbox"/> | | No | |
| Was the course interactive and interesting? | Yes <input checked="" type="checkbox"/> | | No | |
| Take away from course: which emerging trend would you like to introduce to your | | | | |
| Overall rating of course | | | | |



Prof. Dr. Vinod Kumar R B
Principal
Al-Azhar Dental College
Thodupuzha - 685 605

Signature of the Participant



Date: 30-05-2024

ORAL REHABILITATION WITH CAST PARTIAL DENTURE


Resource Persons : Dr. Vinni Mary Oommen
Venue : Mini Auditorium
Time : 02:30 pm to 05:30 pm (30 hours course)

FEEDBACK FORM

| | |
|-------------------------|-----------------------------------|
| Name of the Participant | : Arumma Madhu |
| Address | : Theengannamail CH Kattappana |
| Phone Number | : 9447417537 |
| Mail Id | : arumnamadhu ts@gmail.com |

Write your comments here : word

| | Excellent | Good | Average | Poor |
|---|---|------|---------|------|
| Appropriateness & content of the course | <input checked="" type="checkbox"/> | | | |
| Did the course satisfy the objectives of the | Yes <input checked="" type="checkbox"/> | | No | |
| Did it add new insights to your existing knowledge | Yes <input checked="" type="checkbox"/> | | No | |
| Was the course interactive and interesting? | Yes <input checked="" type="checkbox"/> | | No | |
| Take away from course: which emerging trend would you like to introduce to your | | | | |
| Overall rating of course | | | | |



Prof. Dr. Vinod Kumar
Principal
Al-Azhar Dental College
Thodupuzha - 685 605

[Signature]
Signature of the Participant




Date: 30-05-2024

ORAL REHABILITATION WITH CAST PARTIAL DENTURE

Resource Persons : Dr. Vinni Mary Oommen
Venue : Mini Auditorium
Time : 02:30 pm to 05:30 pm (30 hours course)

FEEDBACK FORM

| | | | | |
|---|----------------------------|------|---------|------|
| Name of the Participant | : Anjana Suresh | | | |
| Address | : Thengana CH Alappuzha | | | |
| Phone Number | : 9074775524 | | | |
| Mail Id | : Anjana1000@gmail-com | | | |
| Write your comments here | : Good | | | |
| | | | | |
| | Excellent | Good | Average | Poor |
| Appropriateness & content of the course | | ✓ | | |
| Did the course satisfy the objectives of the | Yes ✓ | | No | |
| Did it add new insights to your existing knowledge | Yes ✓ | | No | |
| Was the course interactive and interesting? | Yes ✓ | | No | |
| Take away from course: which emerging trend would you like to introduce to your | | | | |
| Overall rating of course | | | | |



Prof. Dr. Vinod Kumar R B
Principal
Al-Azhar Dental College
Thodupuzha - 685 605

Anjana
Signature of the Participant

6/10

DEPARTMENT OF PROSTHODONTICS, CROWN AND BRIDGE

ASSESSMENT EXAM

TOPIC- ORAL REHABILITATION WITH CAST PARTIAL DENTURE

Name: Rijas Rabim

Date: 30/5/24

1. What are the indications for a cast partial denture?

A. Partially edentulous patients, especially when there are remaining natural teeth that can provide support and stability.

B. Completely edentulous patients

C. Partially edentulous patients with lobe standing canines

D. All of the above

2. What are the contraindications for a cast partial denture?

A. Severe periodontal disease

B. poor oral hygiene

C. insufficient remaining natural teeth to provide support.

D. All of the above

3. What are the different types of cast partial denture designs?

Based on Kennedy's Classification of partially edentulous arches, which categorizes partial dentures based on the location and extent of tooth loss cpd designing depends on clinical scenario.

A. Kennedy's class 1 to 4

B. Kennedy's class 1 to 3


C. Kennedy's class 1 to 10


D. Kennedy's class 1 to 4 with 5 and 6 additionally

4. What are the materials used for fabricating a cast partial denture?

A cobalt-chromium alloys

B stainless steel




Prof. Dr. Vinod Kumar R B
Principal
Al-Azhar Dental College
Thodupuzha - 685 605

C. Titanium.

D. all of the above

5. What are the steps involved in the clinical procedure for a cast partial denture?

A. Impression taking, model fabrication, framework try-in, and final denture delivery.

B. Direct insertion after primary impression

C. impression, frame trial, insertion

D. None of the above

6. How is the cast partial denture adjusted and refined during the clinical procedure?

A. Adjustments are made based on the patient's comfort, occlusion, and esthetics,

B. Using techniques such as grinding and polishing.

C. Both A and B

D. No adjustments possible

7. How should a patient care for and maintain their cast partial denture?

A. Patients should clean the denture regularly

B. Avoid using abrasive materials

C. attend follow-up appointments.

D. all the above

8. What are some common complications associated with cast partial dentures?

A. denture fracture

B. irritation to surrounding tissues.

C. Frame work distortion as processing error

D. All of the above

9. What are the benefits of a cast partial denture for oral rehabilitation?

A. improved chewing function,

B. Enhanced esthetics

C. increased patient confidence

D. All of the above



Prof. Dr. Vinod Kumar R B
Principal
Al-Azhar Dental College
Thodupuzha - 685 605

10. What can patients expect in terms of outcomes and prognosis with a cast partial denture?

A. Patients can expect improved oral function and esthetics

B. Better quality of life

C. Better speech

D. All of the above



Litto Manual

Dr. LITTO MANUAL MDS
Professor and Head of Prosthodontics
Al-Azhar Dental College, Thodupuzha
Kerala State - 685 605



Vinod Kumar R B
Principal
Al-Azhar Dental College
Thodupuzha - 685 605

DEPARTMENT OF PROSTHODONTICS, CROWN AND BRIDGE

ASSESSMENT EXAM

TOPIC- ORAL REHABILITATION WITH CAST PARTIAL DENTURE

Name: Aswin R

Date: 30.5.24

6/10

1. What are the indications for a cast partial denture?

A. Partially edentulous patients, especially when there are remaining natural teeth that can provide support and stability.

B. Completely edentulous patients

C. Partially edentulous patients with lobe standing canines

D. All of the above

2. What are the contraindications for a cast partial denture?

A. Severe periodontal disease

B. poor oral hygiene

C. insufficient remaining natural teeth to provide support.

D. All of the above

3. What are the different types of cast partial denture designs?

Based on Kennedy's Classification of partially edentulous arches, which categorizes partial dentures based on the location and extent of tooth loss cpd designing depends on clinical scenario.

A. Kennedy's class 1to 4

B. Kennedy's class 1 to 3

C. Kennedy's class 1 to 10

D. Kennedy's class 1 to 4 with 5 and 6 additionally

4. What are the materials used for fabricating a cast partial denture?

A cobalt-chromium alloys

B stainless steel



Prof. Dr. Vinod Kumar B
Principal
Al-Azhar Dental College
Thodupuzha - 685 605

C. Titanium.

D. all of the above

5. What are the steps involved in the clinical procedure for a cast partial denture?

A. Impression taking, model fabrication, framework try-in, and final denture delivery.

B. Direct insertion after primary impression

C. impression, frame trial, insertion

D. None of the above

6. How is the cast partial denture adjusted and refined during the clinical procedure?

A. Adjustments are made based on the patient's comfort, occlusion, and esthetics,

B. Using techniques such as grinding and polishing.

C. Both A and B

D. No adjustments possible

7. How should a patient care for and maintain their cast partial denture?

A. Patients should clean the denture regularly

B. Avoid using abrasive materials

C. attend follow-up appointments.

D. all the above

8. What are some common complications associated with cast partial dentures?

A. denture fracture

B. irritation to surrounding tissues.

C. Frame work distortion as processing error

D. All of the above


9. What are the benefits of a cast partial denture for oral rehabilitation?

A. improved chewing function,

B. Enhanced esthetics

C. increased patient confidence

D. All of the above



Prof. Dr. Vinod Kumar R B
Principal
Al-Azhar Dental College
Thodupuzha - 685 605


10. What can patients expect in terms of outcomes and prognosis with a cast partial denture?

A. Patients can expect improved oral function and esthetics

B. Better quality of life

C. Better speech

~~D. All of the above~~



Dr. LITTO MANUAL MDS
Professor and Head of Prosthodontics
Al- Azhar Dental College, Thodupuzha
Kerala State - 685 605



Prof. Dr. Vinod Kumar R B
Principal
Al-Azhar Dental College
Thodupuzha - 685 605

9
10

DEPARTMENT OF PROSTHODONTICS, CROWN AND BRIDGE
ASSESSMENT EXAM

TOPIC- ORAL REHABILITATION WITH CAST PARTIAL DENTURE

Name: Meenu V
Nasayan
Date: 30/5/24

1. What are the indications for a cast partial denture?

- A. Partially edentulous patients, especially when there are remaining natural teeth that can provide support and stability.
- B. Completely edentulous patients
- C. Partially edentulous patients with lobe standing canines
- D. All of the above

2. What are the contraindications for a cast partial denture?

- A. Severe periodontal disease
- B. poor oral hygiene
- C. insufficient remaining natural teeth to provide support.
- D. All of the above


3. What are the different types of cast partial denture designs?

Based on Kennedy's Classification of partially edentulous arches, which categorizes partial dentures based on the location and extent of tooth loss cpd designing depends on clinical scenario.

- A. Kennedy's class 1 to 4
- B. Kennedy's class 1 to 3
- C. Kennedy's class 1 to 10
- D. Kennedy's class 1 to 4 with 5 and 6 additionally

4. What are the materials used for fabricating a cast partial denture?

- A cobalt-chromium alloys
- B stainless steel



11/6/24
Prof. Dr. Vinod Kumar R B
Principal
Al-Azhar Dental College
Thodupuzha - 685 605

C. Titanium.

D. all of the above

5. What are the steps involved in the clinical procedure for a cast partial denture?

A. Impression taking, model fabrication, framework try-in, and final denture delivery.

B. Direct insertion after primary impression

C. impression, frame trial, insertion

D. None of the above

6. How is the cast partial denture adjusted and refined during the clinical procedure?

A. Adjustments are made based on the patient's comfort, occlusion, and esthetics,

B. Using techniques such as grinding and polishing.

C. Both A and B

D. No adjustments possible

7. How should a patient care for and maintain their cast partial denture?

A. Patients should clean the denture regularly

B. Avoid using abrasive materials

C. attend follow-up appointments.

D. all the above

8. What are some common complications associated with cast partial dentures?

A. denture fracture

B. irritation to surrounding tissues.

C. Frame work distortion as processing error

D. All of the above

9. What are the benefits of a cast partial denture for oral rehabilitation?

A. improved chewing function,

B. Enhanced esthetics

C. increased patient confidence

D. All of the above



23/12/24
Prof. Dr. Vinod Kumar R B
Principal
Al-Azhar Dental College
Thodupuzha - 685 605

10. What can patients expect in terms of outcomes and prognosis with a cast partial denture?

A. Patients can expect improved oral function and esthetics

B. Better quality of life

C. Better speech

~~D. All of the above~~



Dr. LITTO MANUAL MDS
Professor and Head of Prosthodontics
Al- Azhar Dental College, Thodupuzha
Kerala State - 685 605



Prof. Dr. Vinod Kumar R B
Principal
Al-Azhar Dental College
Thodupuzha - 685 605

5/10

DEPARTMENT OF PROSTHODONTICS, CROWN AND BRIDGE

ASSESSMENT EXAM

TOPIC- ORAL REHABILITATION WITH CAST PARTIAL DENTURE

Name: Anuja Vijay

Date: 30/5/24

1. What are the indications for a cast partial denture?

A. Partially edentulous patients, especially when there are remaining natural teeth that can provide support and stability.

B. Completely edentulous patients

C. Partially edentulous patients with lobe standing canines

D. All of the above

2. What are the contraindications for a cast partial denture?

A. Severe periodontal disease

B. poor oral hygiene

C. insufficient remaining natural teeth to provide support.

D. All of the above

3. What are the different types of cast partial denture designs?

Based on Kennedy's Classification of partially edentulous arches, which categorizes partial dentures based on the location and extent of tooth loss cpd designing depends on clinical scenario.

A. Kennedy's class 1 to 4

B. Kennedy's class 1 to 3

C. Kennedy's class 1 to 10

D. Kennedy's class 1 to 4 with 5 and 6 additionally

4. What are the materials used for fabricating a cast partial denture?

A cobalt-chromium alloys

B stainless steel



11/01/24
Prof. Dr. Vinod Kumar R B
Principal
Al-Azhar Dental College
Thodupuzha - 685 605

C. Titanium.

D. all of the above

5. What are the steps involved in the clinical procedure for a cast partial denture?

A. Impression taking, model fabrication, framework try-in, and final denture delivery.

B. Direct insertion after primary impression

C. impression, frame trial, insertion

D. None of the above

6. How is the cast partial denture adjusted and refined during the clinical procedure?

A. Adjustments are made based on the patient's comfort, occlusion, and esthetics,

B. Using techniques such as grinding and polishing.

C. Both A and B

D. No adjustments possible

7. How should a patient care for and maintain their cast partial denture?

A. Patients should clean the denture regularly

B. Avoid using abrasive materials

C. attend follow-up appointments.

D. all the above

8. What are some common complications associated with cast partial dentures?

A. denture fracture

B. irritation to surrounding tissues.

C. Frame work distortion as processing error

D. All of the above

9. What are the benefits of a cast partial denture for oral rehabilitation?

A. improved chewing function,

B. Enhanced esthetics

C. increased patient confidence

D. All of the above



V. Vinod
Prof. Dr. Vinod Vinod R B
Principal
Al-Azhar Dental College
Thodupuzha - 685 605


10. What can patients expect in terms of outcomes and prognosis with a cast partial denture?


A. Patients can expect improved oral function and esthetics

B. Better quality of life


C. Better speech

D. All of the above




Dr. LITTO MANUAL MDS
Professor and Head of Prosthodontics
Al- Azhar Dental College, Thodupuzha
Kerala State - 685 605




Prof. Dr. Vinod Kumar R B
Principal
Al-Azhar Dental College
Thodupuzha - 685 605

DEPARTMENT OF PROSTHODONTICS, CROWN AND BRIDGE

ASSESSMENT EXAM

TOPIC- ORAL REHABILITATION WITH CAST PARTIAL DENTURE

Name: Harida A
Date: 30/5/24

1. What are the indications for a cast partial denture?

- A. Partially edentulous patients, especially when there are remaining natural teeth that can provide support and stability.
- B. Completely edentulous patients
- C. Partially edentulous patients with lobe standing canines
- D. All of the above

2. What are the contraindications for a cast partial denture?

- A. Severe periodontal disease
- B. poor oral hygiene
- C. insufficient remaining natural teeth to provide support.
- D. All of the above

3. What are the different types of cast partial denture designs?

Based on Kennedy's Classification of partially edentulous arches, which categorizes partial dentures based on the location and extent of tooth loss cpd designing depends on clinical scenario.

- A. Kennedy's class 1 to 4
- B. Kennedy's class 1 to 3
- C. Kennedy's class 1 to 10
- D. Kennedy's class 1 to 4 with 5 and 6 additionally

4. What are the materials used for fabricating a cast partial denture?

- A cobalt-chromium alloys
- B stainless steel



Harida
Prof. Dr. Vinod Kumar R B
Principal
Al-Azhar Dental College
Thodupuzha - 685 605

C. Titanium.

D. all of the above

5. What are the steps involved in the clinical procedure for a cast partial denture?

A. Impression taking, model fabrication, framework try-in, and final denture delivery.

B. Direct insertion after primary impression

C. impression, frame trial, insertion

D. None of the above

6. How is the cast partial denture adjusted and refined during the clinical procedure?

A. Adjustments are made based on the patient's comfort, occlusion, and esthetics,

B. Using techniques such as grinding and polishing.

C. Both A and B

D. No adjustments possible

7. How should a patient care for and maintain their cast partial denture?

A. Patients should clean the denture regularly

B. Avoid using abrasive materials

C. attend follow-up appointments.

D. all the above

8. What are some common complications associated with cast partial dentures?

A. denture fracture

B. irritation to surrounding tissues.

C. Frame work distortion as processing error

D. All of the above

9. What are the benefits of a cast partial denture for oral rehabilitation?

A. improved chewing function,

B. Enhanced esthetics

C. increased patient confidence

D. All of the above



16/1
22/1/24
Prof. Dr. Vinod Kumar R B
Principal
Al-Azhar Dental College
Thodupuzha - 685 605

10. What can patients expect in terms of outcomes and prognosis with a cast partial denture?

A. Patients can expect improved oral function and esthetics

B. Better quality of life


C. Better speech

D. All of the above



Dr. LITTO MANUAL MDS
Professor and Head of Prosthodontics
Al-Azhar Dental College, Thodupuzha
Kerala State - 685 605




Prof. Dr. Vinod Kumar R B
Principal
Al-Azhar Dental College
Thodupuzha - 685 605



AL-AZHAR DENTAL COLLEGE

Perumpillichira P.O., Thodupuzha, Kerala - 685 605

CERTIFICATE OF COMPLETION

This is to certify that

Mr./Ms./Dr. Azathi Rasabha


has successfully completed the Add-On

course titled 'Oral Rehabilitation with Cast Partial Denture'


offered by Al-Azhar Dental College, Thodupuzha in the year 2023-2024


Dr. Vinod Kumar R B
Principal
Al-Azhar Dental College


Dr. Litto Manual
HOD Prosthodontics
Al-Azhar Dental College


Dr. Vinni Mary Oommen
Course Mentor
Al-Azhar Dental College




Prof. Dr. Vinod Kumar R B
Principal
Al-Azhar Dental College
Thodupuzha - 685 605



AL-AZHAR DENTAL COLLEGE

Perumpillichira P.O., Thodupuzha, Kerala - 685 605

CERTIFICATE OF COMPLETION


This is to certify that

Mr./Ms./Dr. A. Hassim

has successfully completed the Add-On

course titled 'Oral Rehabilitation with Cast Partial Denture'


offered by Al-Azhar Dental College, Thodupuzha in the year 2023-2024




Dr. Vinod Kumar R B
Principal
Al-Azhar Dental College


Dr. Lito Manual
HOD Prosthodontics
Al-Azhar Dental College


Dr. Vinni Mary Oommen
Course Mentor
Al-Azhar Dental College


Prof. Dr. Vinod Kumar R B
Principal
Al-Azhar Dental College
Thodupuzha - 685 605



AL-AZHAR DENTAL COLLEGE

Perumpillichira P.O., Thodupuzha, Kerala - 685 605

CERTIFICATE OF COMPLETION

This is to certify that

Mr./Ms./Dr. Shifana Shahin V.M.

has successfully completed the Add-On

course titled 'Oral Rehabilitation with Cast Partial Denture'

offered by Al-Azhar Dental College, Thodupuzha in the year 2023-2024




Dr. Vinod Kumar R B
Principal
Al-Azhar Dental College


Dr. Lito Manual
HOD Prosthodontics
Al-Azhar Dental College


Dr. Vinni Mary Oommen
Course Mentor
Al-Azhar Dental College


Prof. Dr. Vinod Kumar R B
Principal
Al-Azhar Dental College
Thodupuzha - 685 605



AL-AZHAR DENTAL COLLEGE

Perumpillichira P.O., Thodupuzha, Kerala - 685 605

CERTIFICATE OF COMPLETION


This is to certify that

Mr./Ms./Dr. Sarisha Hashina

has successfully completed the Add-On

course titled 'Oral Rehabilitation with Cast Partial Denture'

offered by Al-Azhar Dental College, Thodupuzha in the year 2023-2024



Dr. Vinod Kumar R B
Principal
Al-Azhar Dental College

Dr. Litto Manual
HOD Prosthodontics
Al-Azhar Dental College

Dr. Vinni Mary Oommen
Course Mentor
Al-Azhar Dental College

Prof. Dr. Vinod Kumar R B
Principal
Al-Azhar Dental College
Thodupuzha - 685 605



AL-AZHAR DENTAL COLLEGE

Perumpillichira P.O., Thodupuzha, Kerala - 685 605

CERTIFICATE OF COMPLETION

This is to certify that

Mr/Ms/Dt Arshia A

has successfully completed the Add-On

course titled 'Oral Rehabilitation with Cast Partial Denture'

offered by Al-Azhar Dental College, Thodupuzha in the year 2023-2024





Dr. Vinod Kumar R B
Principal
Al-Azhar Dental College



Dr. Litto Manual
HOD Prosthodontics
Al-Azhar Dental College



Dr. Vinni Mary Oormen
Course Mentor
Al-Azhar Dental College


Prof. Dr. Vinod Kumar R B
Principal
Al-Azhar Dental College
Thodupuzha - 685 605