



Off : 04862 224366  
Fax: 04862 229586

# AL-AZHAR DENTAL COLLEGE

(APPROVED BY DENTAL COUNCIL OF INDIA & AFFILIATED TO KUHS)

RUN BY NOORUL ISLAM TRUST

PERUMPILLICHIRA P. O., THODUPUZHA, IDUKKI DIST., KERALA- 685 605

## 8.1.2 The Institution ensures adequate training for students in pre-clinical skills

### INDEX SHEET

SL.NO	DESCRIPTION	PAGE
1.	Certificate of the Head of Institution	02-03
2.	Copy of Preclinical records	04-52



Off : 04862 224366  
Fax: 04862 229586

# **AL-AZHAR DENTAL COLLEGE**

**(APPROVED BY DENTAL COUNCIL OF INDIA & AFFILIATED TO KUHS)**


**RUN BY NOORUL ISLAM TRUST**

**PERUMPILICHIRA P. O., THODUPUZHA, IDUKKI DIST., KERALA- 685 605**

---

**CERTIFICATE OF HEAD OF THE INSTITUTION**





Off : 04862 224366

Fax: 04862 229586

# AL-AZHAR DENTAL COLLEGE

(APPROVED BY DENTAL COUNCIL OF INDIA & AFFILIATED TO KUHS)

RUN BY NOORUL ISLAM TRUST

PERUMPILLICHIRA P. O., THODUPUZHA, IDUKKI DIST., KERALA- 685 605

**DR. HARVEY THOMAS M.D.S.**

**PRINCIPAL**


## TO WHOMSOEVER IT MAY CONCERN

This is to certify that the institution ensures adequate training for students in pre-clinical skills.

Details given below.

**Prof. Dr. Harvey Thomas MDS**  
Principal  
Al-Azhar Dental College  
Thodupuzha - 685 605





Off : 04862 224366

Fax: 04862 229586

# AL-AZHAR DENTAL COLLEGE

(APPROVED BY DENTAL COUNCIL OF INDIA & AFFILIATED TO KUHS)

RUN BY NOORUL ISLAM TRUST


PERUMPILICHIRA P. O., THODUPUZHA, IDUKKI DIST., KERALA- 685 605

---

**COPY OF PRECLINICAL RECORDS**



**AL-AZHAR DENTAL COLLEGE**  
PERUMPILLICHIRA P.O., THODUPUZHA




**DEPARTMENT OF PHYSIOLOGY**  
**HUMAN PHYSIOLOGY RECORD**

**FIRST YEAR B.D.S.**

Student Name: *ASWATHY, K.S.*

Roll No. *23*

Years of Study *2021-22*




*Prof. Dr. Harvey Thomas MDS*  
Principal  
Al-Azhar Dental College  
Thodupuzha - 685 605



# AL-AZHAR DENTAL COLLEGE

THODUPUZHA




## DEPARTMENT OF PHYSIOLOGY HUMAN PHYSIOLOGY RECORD

### Certificate

*Certified that this is a bonafide record of practical work done by  
Mr/Miss. ASWATHY.K.S.....of first year B.D.S.  
during the year 2021-22.....*

Reg. No. 210022076

Date:



Head of the Department



Dr. Harvey Thomas MDS  
Principal  
Al-Azhar Dental College  
Thodupuzha - 685 605

Examiners:

1. Mr  
28/4/23


2.



## INDEX

SL.NO.	DATE	NAME OF EXPERIMENT	PAGE NO.	REMARKS	SIGNATURE
1	06-05-2022	USE AND CARE OF COMPOUND MICROSCOPE	1-2		<i>B</i>
2	06-05-2022	MICROSCOPIC EXAMINATION OF BLOOD	3*		<i>B</i>
3	06-05-2022	ERYTHROCYTE SEDIMENTATION RAT	4-6		<del><i>B</i></del>
4	06-05-2022	PACKED CELL VOLUME OR HAEMATOCRIT	7-8		<del><i>B</i></del>
5	06-05-2022	OSMOTIC FRAGILITY OF ERYTHROCYTES	9-10		<del><i>B</i></del>
6	19-05-2022	HAEMOGLOBINOMETRY	11-13		<i>B</i>
7	26-06-22	ERYTHROCYTE COUNT	14-17		<i>B</i>
8	12-06-22	BLOOD INDICES	18-20		<del><i>B</i></del>
9	12-5-22.	BLOOD GROUPING	21-24		<i>B</i>
10	8-07-22.	TOTAL LEUCOCYTE COUNT	25-26		<i>B</i>
11	23-07-22	DIFFERENTIAL LEUCOCYTE COUNT	27-35		<del><i>B</i></del>
12	12-05-22	BLEEDING TIME AND CLOTTING TIME	36-38		<i>B</i>
13					
14	14/07/2022	MEASUREMENT OF SYSTEMIC ARTERIAL BLOOD PRESSURE	49-60		<del><i>B</i></del>
15					





  
 Prof. Dr. Harvey Thomas MDS  
 Principal  
 Al-Azhar Dental College  
 Thodupuzha - 685 605



# AL-AZHAR DENTAL COLLEGE

THODUPUZHA



Prof. Dr. Harvey Thomas MDS  
Principal  
Al-Azhar Dental College  
Thodupuzha - 685 605

## DEPARTMENT OF HUMAN ANATOMY HISTOLOGY RECORD



# AL-AZHAR DENTAL COLLEGE

## THODUPUZHA



### DEPARTMENT OF HUMAN ANATOMY HISTOLOGY RECORD


#### Certificate

*Certified that this is a bonafide record of practical work done by Mr/Miss. ASWATHY:K:S.....of first year B.D.S. during the year ....2021-22.....*

Reg. No. 210022076

Date:

Head of the Department



Internal Examiners

1.

2.

External Examiners

1.

2.




Prof. Dr. Harvey Thomas MDS  
Principal  
Al-Azhar Dental College  
Thodupuzha - 685 605



## INDEX

SL.NO.	CONTENTS	DATE	PAGE
1.	Compound light microscope.	15/7/22	1
2.	Epithelial tissues	15/7/22	2
3.	Glands	15/7/22	2
4.	Connective tissue.	15/7/22	
5.	Muscles	15/7/22	
6.	L.S of compact bone	15/7/22	
7.	T.S of compact bone.	15/7/22	
8.	Hyaline cartilage	15/7/22	
9.	Elastic cartilage.	15/7/22	
10.	White fibrocartilage.	15/7/22	
11.	Large artery	15/7/22	
12.	Small size artery	15/7/22.	
13.	Large size vein	15/7/22	
14.	Thymus	22/7/22	
15.	Lymph node	22/7/22.	
16.	Spleen.	22/7/22.	
17.	Peritonsil	11/8/22.	
18.	peripheral nerve	9/9/22.	
19.	Spinal ganglion.	9/9/22	
20.	Sympathetic ganglion	9/9/22	
21.	optic nerve	16/9/22	
22.	Thick skin	16/9/22.	
23.	Thin skin	16/9/22.	
24.	Pituitary gland	23/9/22.	
25.	Suprarenal gland/ Adrenal gland.	23/9/22.	










**AL-AZHAR DENTAL COLLEGE**  
**THODUPUZZHA**



Prof. Dr. Harvey Thomas M.D.  
Principal  
Al-Azhar Dental College  
Thodupuzha - 685 605

**DEPARTMENT OF HUMAN ANATOMY**  
**GROSS ANATOMY RECORD**



# AL-AZHAR DENTAL COLLEGE THODUPUZHA



## DEPARTMENT OF HUMAN ANATOMY GROSS ANATOMY RECORD

### *Certificate*

*Certified that this is a bonafide record of practical work done by Mr/Miss. ASWATHY.K.S.....of first year B.D.S. during the year ...2021-2022.....*

Reg. No. 210022076

Date:

Internal Examiners

1.

2.

Head of the Department



External Examiners

1.

2.



Dr. Harvey Thomas M.D.S  
Principal  
Al-Azhar Dental College  
Thodupuzha - 685 605



## INDEX

SL.NO.	CONTENTS	DATE	PAGE
1.	Layers of scalp.	1/6/22	2
2.	Arterial and Nerve supply of scalp	1/6/22	3
3.	Veins of scalp.	1/6/22	4
4.	Facial muscles	14/7/22	5
5.	Facial Nerve	14/7/22	6
6.	Blood supply of face.	14/7/22	7
7.	Cutaneous Innervation of face.	21/7/22	8
8.	Parotid Gland.	11/8/22	9
9.	Anterior triangle - Triangles of Neck	11/8/22	10
10.	Posterior triangle - Triangles of Neck	18/8/22	11
11.	Sub-occipital triangle.	25/8/22	12
12.	Hyoglossus Muscles.	8/9/22	13
13.	Thyroid Gland.	15/9/22	14
14.	Section at the level of C6	22/9/22	15
15.	Dural venous sinus.	22/9/22	16
16.	Cavernous sinus.	28/9/22	17
17.	Dural folds	6/10/22	18
18.	Extra Ocular Muscles.	6/10/22	19
19.	Movement of the eye	17/11/22	20
20.	III <sup>rd</sup> Cranial nerve.	24/11/22	21
21.	IV <sup>th</sup> Cranial nerve	24/11/22	22
22.	V <sup>th</sup> cranial nerve.	8/12/22	23
23.	Ciliary ganglion.	15/12/22	24
24.	Lacrimal Apparatus.	15/12/22	25
25.	Superior orbital fissure.	15/12/22	26




Prof. Dr. Harvey Thomas  
Principal  
Al-Azhar Dental College  
Thodupuzha - 685 605



# AL-AZHAR DENTAL COLLEGE

THODUPUZHA



Guiding Light, Smiling Bright.


## DENTAL ANATOMY, ORAL EMBRYOLOGY AND ORAL HISTOLOGY

### PRACTICAL WORK RECORD

Student's Name : AMRA HAQ A.S

Roll Number : 210022062

Academic Year :



Prof. Dr. Harvey Thomas MDS  
Principal  
Al-Azhar Dental College  
Thodupuzha - 685 605



PHOTO



### CERTIFICATE

Certified that...AMRA HAQ A.S.....with university registration no. 21002206Q.....of Ist BDS. 2021.....batch has completed the prescribed work in DENTAL ANATOMY INCLUDING EMBRYOLOGY AND ORAL HISTOLOGY under KERAL UNIVERSITY OF HEALTH SCIENCES (KUHS) AND OVERALL PERFORMANCE IS.....

RECORD MARKS.....MAX 10 MARKS

SIGNATURE


HEAD OF DEPARTMENT

Head of the Department  
Department of Oral and Maxillofacial Pathology  
Al Azhar Dental College Perumpillichira P.O,  
Thodupuzha - 685 605

DATE

APPEARANCE	SIGNATURE OF EXTERNAL EXAMINER	DATE
1		
2		27/4/23













REMARKS





Prof. Dr. Harvey Thomas MDS  
Principal  
Al-Azhar Dental College  
Thodupuzha - 685 605



## DENTAL ANATOMY - WAX CARVING OF PERMANENT TOOTH



SL NO	FDI NO OF TOOTH CARVED	DATE	GRADE	STAFF SIGNATURE
1	11,21	18-7-22	A <sup>+</sup>	
2	12,22	20-8-22	B <sup>+</sup>	
3	13,23	19-9-22	A	
4	14,24	7-1-23	A	
5	15,25	9-1-23	A	
6	16,26	14-1-23	A	
7	31,41	26-9-22	A	
8	32,42	1-10-22	A	
9	33,43	7-1-22	A	
10	34,44	9-1-23	A	
11	35,45	14-1-23	A	
12	36,46	14-1-23	A	



  
**Prof. Dr. Harvey Thomas F.D.S**  
 Principal  
 Al-Azhar Dental College  
 Thodupuzha - 685 605



**TABLE OF CONTENTS**  
**DENTAL ANATOMY**  
**MORPHOLOGY OF PERMANENT DENTITION**

SL NO	DIAGRAMS WITH DISCRPTION	STAFF SIGNATURE	
1	MAXILLARY CENTRAL INCISOR		
2	MANDIBULAR CENTRAL INCISOR		
3	MAXILLARY LATERAL INCISOR		
4	MANDIBULAR LATERAL INCISOR		
5	MAXILLARY CANINE		
6	MANDIBULAR CANINE		
7	MAXILLARY 1 <sup>ST</sup> PREMOLAR		
8	MANDIBULAR 1 <sup>ST</sup> PREMOLAR		
9	MAXILLARY 2 <sup>ND</sup> PREMOLAR		
10	MANDIBULAR 2 <sup>ND</sup> PREMOLAR		
11	MAXILLARY 1 <sup>ST</sup> MOLAR		
12	MANDIBULAR 1 <sup>ST</sup> MOLAR		
13	MAXILLARY 2 <sup>ND</sup> MOLAR		
14	MANDIBULAR 2 <sup>ND</sup> MOLAR		
15	MAXILLARY 3 <sup>RD</sup> MOLAR		
16	MANDIBULAR 3 <sup>RD</sup> MOLAR		



**Prof. Dr. Harvey Thomas MDS**  
 Principal  
 Al-Azhar Dental College  
 Thodupuzha - 685 605



## TABLE OF CONTENTS-ORAL EMBRYOLOGY AND ORAL HISTOLOGY

SL NO	H&E DIAGRAMS	DATE	STAFF SIGNATURE
1.	BUD STAGE OF TOOTH DEVELOPMENT	6/6/22	
2.	CAP STAGE OF TOOTH DEVELOPMENT	13/6/22	
3.	EARLY BELL STAGE OF TOOTH DEVELOPMENT	20/6/22	
4.	LATE BELL STAGE	27/6/22	
5.	ROOT DEVELOPMENT	4/7/22	
6.	ENAMEL TUFT, ENAMEL LAMELLAE DEJ	11/7/22	
7.	INCREMENTAL LINES OF RETZIUS, NEONATAL LINE, CROSS STRIATIONS	18/7/22	
8.	ENAMEL SPINDLE	25/7/22	
9.	GNARLED ENAMEL	1/8/22	
10.	HUNTER SCHREGER BAND	8/8/22	
11.	INCREMENTAL LINES OF DENTIN, NEONATAL LINE, CONTOUR LINES OF OWEN	22/8/22	
12.	INTERGLOBULAR DENTIN	29/8/22	
13.	DEAD TRACTS, REPARATIVE DENTIN	5/9/22	
14.	ZONES OF PULP	12/9/22	



Prof. Dr. Harvey Thomas I.D.S.  
 Principal  
 Al-Azhar Dental College  
 Thodupuzha - 685 605



15.	DENTICLES(PULP STONES)	19/9/22	
16.	ACELLULAR CEMENTUM, TOMES GRANULAR LAYER, HYALINE LAYER	26/9/22	
17.	CELLULAR CEMENTUM, INCREMENTAL LINES, SHARPEY'S FIBRES	31/9/22	
18.	CEMENTO ENAMEL JUNCTION(CEJ) EDGE TO EDGE	10/10/22	
19.	CEMENTO ENAMEL JUNCTION(CEJ) OVERLAP	17/10/22	
20.	CEMENTO ENAMEL JUNCTION(CEJ) GAP	7/11/22	
21.	PSEUDO STRATIFIED COLUMNAR EPITHELIUM(MAXILLARY SINUS)	14/11/22	
22.	PARAKERATINIZED STRATIFIED SQUAMOUS SURFACE EPITHELIUM(GINGIVA)	21/11/22	
23.	ORTHO KERATINIZED STRATIFIED SQUAMOUS SURFACE EPITHELIUM	28/11/22	
24.	NONKERATINIZED STRATIFIED SQUAMOUS SURFACE EPITHELIUM(BUCCAL MUCOSA)	5/12/22	
25.	VERMILION BORDER OF LIP	12/12/22	
26.	TONGUE -FILLIFORM PAPILLAE	19/12/22	
27.	TONGUE-FUNGIFORM PAPILLAE	21/1/23	
28.	TONGUE-CIRCUMVALLATE PAPILLAE	9/1/23	
29.	MUCOUS SALIVARY GLAND	16/1/23	
30.	SEROUS SALIVARY GLAND	23/1/23	



Prof. Dr. Harvey Thomas  
 Principal  
 Al-Azhar Dental College











# AL-AZHAR DENTAL COLLEGE

THODUPUZHA



A handwritten signature in blue ink, appearing to read 'Harvey Thomas MDS'.


Prof. Dr. Harvey Thomas MDS  
Principal  
Al-Azhar Dental College  
Thodupuzha - 685 605

## DEPARTMENT OF BIOCHEMISTRY

### BIOCHEMISTRY PRACTICAL RECORD



# AL-AZHAR DENTAL COLLEGE THODUPUZHA




## DEPARTMENT OF BIOCHEMISTRY BIOCHEMISTRY PRACTICAL RECORD

Name : ASWATHY . K . S  
Roll No. : 23  
Batch : 2021 - 22

### Certificate

Certified that this is a bonafide record of practical work done by  
Mr/Miss. Aswathy . K . S ..... Reg. No. 210022076 ..... of first  
year B.D.S. during the academic year .... 2021 - 22 .....

*[Handwritten signature]*  
26/8/22



*[Handwritten signature]*  
26/08/22  
Head of the Department

Internal Examiners

1. *[Handwritten signature]*  
28.04.23
- 2.

External Examiners

- 1.
- 2.



*[Handwritten signature]*

Prof. Dr. Harvey Thomas MDS  
Principal  
Al-Azhar Dental College  
Thodupuzha - 685 605



## INDEX

SL. NO.	DATE	NAME OF EXPERIMENT	PAGE NO	GRADE	SIGNATURE
		QUALITATIVE ANALYSIS	1		
		ANALYSIS OF NORMAL URINE INTRODUCTION	2		
1	20/5/2022	ANALYSIS OF INORGANIC CONSTITUENTS OF NORMAL URINE	12	A	<i>[Signature]</i>
2	27/5/2022	ANALYSIS OF INORGANIC CONSTITUENTS OF NORMAL URINE	20	A	<i>[Signature]</i>
3	3/06/2022	ANALYSIS OF ORGANIC CONSTITUENTS OF NORMAL URINE	26	A	<i>[Signature]</i> 15/07/2022
4	17/06/2022	ANALYSIS OF ORGANIC CONSTITUENTS OF NORMAL URINE	35	B+	<i>[Signature]</i> 15/07/2022
5	24/06/2022	ANALYSIS OF PATHOLOGICAL CONSTITUENTS OF URINE	42	A	<i>[Signature]</i>
6	01/07/2022	ANALYSIS OF ABNORMAL CONSTITUENTS OF URINE - UNKNOWN SAMPLE-I	59	A	<i>[Signature]</i> 22/7/22








# AL-AZHAR DENTAL COLLEGE

PERUMPILLICHIRA P.O., THODUPUZHA



## DEPARTMENT OF PROSTHODONTICS

### PRE-CLINICAL PROSTHODONTICS PRACTICAL RECORDBOOK

SECOND YEAR B.D.S.

Student Name : AKSHAY P.V.


University Reg. No. : 200021940

Academic Year : 2021-2022



AL-AZHAR DENTAL COLLEGE  
Prof. Dr. Marley Thomas MDS  
Principal  
Al-Azhar Dental College  
Thodupuzha - 685 653






**AL-AZHAR DENTAL COLLEGE**  
PERUMPILLICHIRA P.O., THODUPUZHA

*Certificate*

This is to certify that Mr./Mrs. AKSHAY P.V with university No. ? has satisfactorily completed the exercise in Preclinical Prosthodontic Practicals prescribed by Kerala University of Health Science for 2nd B.D.S. course in laboratory of this institution in the year 2021-2022.

*Sign. of Staff - in-charge*

Date: 13/1/23



*Sign. of Internal examiners*

- 1: 17/1/23 DR. VINNI COMMEN
- 2:

*Sign. of External examiners*

- 1: 17/1/23 DR. SAINA COMMEN
- 2:



Prof. Dr. Harvey Thomas MDS  
Principal  
Al-Azhar Dental College  
Thodupuzha-685 605

**H.O.D  
DEPARTMENT OF PROSTHODONTICS**

Dr. LITTO MANUAL MDS  
Professor and Head of Prosthodontics  
Al- Azhar Dental College, Thodupuzha  
Kerala State - 685 605








# AL-AZHAR DENTAL COLLEGE

PERUMPILLICHIRA P.O., THODUPUZHA




## DEPARTMENT OF PHARMACOLOGY

SECOND YEAR B.D.S.

Student Name:.....*Sachu Dinesh*.....

Roll. No:.....*200021996*..... Years of Study.....*2022-23*




Dr. Harvey Thomas MDS  
Principal  
Al-Azhar Dental College  
Thodupuzha - 685 605



# AL-AZHAR DENTAL COLLEGE

THODUPUZHA



## DEPARTMENT OF PHARMACOLOGY

### Certificate

*Certified that this is a bonafide record of practical work done by Mr/Miss. ....SACHU..DINESH.....of second year B.D.S. during the year ..2022..-23.....*

Reg. No. 200021996

Date.

Head of the Department

HOD  
Department of Pharmacology  
Al-Azhar Medical College & Super Speciality Hospital  
Ezhalloor, Thodupuzha - 685 605

Examiners

1. Nancy Sam  
31/1/23




Prof. Dr. Harvey Thomas MDS  
Principal  
Al-Azhar Dental College  
Thodupuzha - 685 605



## INDEX

No	Date	Name of the experiment/exercise	Page no.	Remarks
		General considerations		
		Metrology		
		Posology		
		Equipments used in dispensing pharmacy		
		Dosage forms in clinical practice		
<b><u>EXPERIMENTS</u></b>				
<b>Mixtures</b>				
1.	10/10/22	Expectorant mixture		
		Kaolin mixture		
<b>Emulsions</b>				
2.	11/10/22	Turpentine liniment		
<b>Dentifrices</b>				
3	26/9/22	Tooth powder - I		
4	26/9/22	Tooth powder - II		
5	27/9/22	Tooth paste - I		
6	27/9/22	Tooth paste - II		
<b>Mouth washes</b>				
7	10/10/22	Mouth wash		
8	10/10/22	Potassium permanganate mouth wash		
<b>Paints</b>				
9	11/10/22	Mandl's throat paint		
10	10/10/22	The astringent gum paint		
<b>Prescription</b>				
		Prescription writing		
<b>Appendix</b>				
		Latin terms and abbreviations commonly used in prescription writing		





# AL-AZHAR DENTAL COLLEGE

THODUPUZHA



NAME: *Bachu Dinesh*


BATCH: *2020-21*

REG. NO. *200021996*




**Prof. Dr. Harvey Thomas MDS**  
Principal  
Al-Azhar Dental College  
Thodupuzha - 685 605







# Certificate



This is to certify that Mr/Ms Sachu Dinesh.....  
..... has satisfactorily  
completed the exercise in Preclinical Orthodontics for 2<sup>nd</sup> year Bachelor of  
Dental Surgery course in Al-Azhar Dental College, affiliated to Kerala  
University of Health Science in the year.....~~2022~~ 23.....

  
17/11/23  
**HEAD OF THE DEPARTMENT**  
HEAD OF THE DEPT :  
DEPT: OF ORTHODONTICS &  
DENTOFACIAL ORTHOPEDICS  
AL-AZHAR DENTAL COLLEGE  
THODUPUZZHA - 685 605



Name

Sachu Dinesh

University Reg. No.

: 200021996

Year of Admission

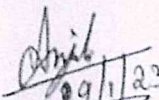

: 2020 - 24

University Examination No.

:

Date of Practical Examination : 19/11/23


Signature of Examiners

1.   
2. 

DR ANJALI.V.A

Dr. PARSON P.M.L.



  
**Prof. Dr. Harvey Thomas MDS**  
Principal  
Al-Azhar Dental College  
Thodupuzha - 685 605



# INDEX OF WORK TO BE DONE

## READING EXERCISE

I: PRINCIPLES OF WIRE BENDING	15 - 18
II: INTRODUCTION & HISTORY OF ORTHODONTICS	19 - 22
III: REMOVABLE ORTHODONTIC APPLIANCES	23 - 26

## PRE-CLINICAL EXERCISE

### A. BASIC EXERCISES 27 - 41

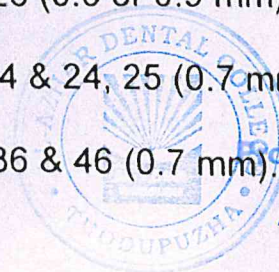
1. Straightening of wires 10 cm. (20, 22, gauge 1 No each)
2. Square – 3 cm Side. (20, gauge 1 No each)
3. Rectangle – 4 cm x 2 cm Side (20, gauge 1 No each)
3. Triangle – 3 cm Equilateral. (20, gauge 1 No each)
4. Circle – 4 cm Diameter. (20, gauge 1 No each)
5. 4U in series – 1 cm size each (20, gauge 1 No each)
6. 4Vin series – 1 cm size each (20, gauge 1 No each)

### B. WIRE BENDING EXERCISE

#### REMOVABLE APPLIANCE COMPONENTS.

#### (i) CLASPS 45 - 53

1. 'C' Clasp – on 16, 26, 36 & 46 with mesial and distal tags (0.8 or 0.9 mm).
2. Jackson's Clasp - on 16 & 26 (0.8 or 0.9 mm).
3. Triangular Clasp – on 15, 14 & 24, 25 (0.7 mm).
4. Adams Clasp – on 16, 26, 36 & 46 (0.7 mm).



Prof. Dr. Harvey Thomas MDS  
Principal  
Al-Azhar Dental College  
Thodupuzha - 685 605



(ii) SPRINGS

55 - 71

1. Finger Spring for mesial movement of 11 & 21, distal movement of 12 & 22 (0.5 mm or 0.6 mm).
2. Single cantilever spring for 11 & 21 (0.5 mm or 0.6 mm).
3. Double Cantilever spring for 11 & 21 (0.5 mm or 0.6 mm).
4. Coffin spring (0.9 mm).
5. 'U' loop canine retractor (0.7mm).
6. Reverse loop helical canine retractor (0.6 mm or 0.7 mm).
7. Self supported buccal canine retractor (0.7 mm).
8. Palatal canine retractor (0.6 mm or 0.7 mm).

**READING EXERCISE**


IV: STUDY MODELS.	79 - 82
V: MATERIALS IN ORTHODONTICS.	83 - 86
VI: ORTHODONTIC APPLIANCES.	87 - 90

**PRE-CLINICAL EXERCISE**

(iii) BOWS

93 - 103

1. Short labial bow (0.8 mm).
2. Long labial bow (0.8 mm).
3. Short reverse labial bow (0.8 mm).
4. Split labial bow (0.8 mm).
5. Robert's Retractor (0.8 mm).



Prof. Dr. Harvey Thomas MDS  
Principal  
Al-Azhar Dental College  
Thodupuzha - 685 605





## C. CONSTRUCTION OF APPLIANCES

1. Hawley's Appliance.	107
2. Hawley's with anterior Bite Plane.	109
3. Posterior bite plane with Z Spring.	111
4. Expansion Appliance with Expansion Screw.	113
5. Catalan's Appliance.	115
6. Oral Screen.	117
7. Habit Breaking Appliance.	119

## READING EXERCISE

VII: SOLDERING & WELDING.	123 - 126
VIII: MALOCCLUSION.	127 - 130
IX: BIOMECHANICS OF TOOTH MOVEMENT.	131 - 134




  
Dr. Harvey Thomas MDS  
Principal  
Al-Azhar Dental College  
Thodupuzha - 685 605



# AL-AZHAR DENTAL COLLEGE


PERUMPILLICHIRA P.O., THODUPUZHA



## DEPARTMENT OF PATHOLOGY

### PATHOLOGY RECORD

SECOND YEAR B.D.S.



Prof. Dr. Harvey Thomas MDS  
Principal  
Al-Azhar Dental College  
Thodupuzha - 685 605


Student Name:.....ALEENA JAMEEL.....

Roll. No. ....200022021.....Years of Study.....2022-2023



# AL-AZHAR DENTAL COLLEGE

## THODUPUZZHA



### DEPARTMENT OF PATHOLOGY


### PATHOLOGY RECORD

### Certificate


*Certified that this is a bonafide record of practical work done by Mr/Miss. ...ALEENA JAMEEL.....of second year B.D.S. during the year ....2022.2023.....*

Reg. No. 200622021

Date:

  
Head of the Department

Department of Pathology  
Al Azhar Medical College & Super Speciality Hospital  
Erhallor, Thodupuzha - 685 605



Dr. Harvey Thomas MDS  
Principal  
Al-Azhar Dental College  
Thodupuzha - 685 605


Examiners

1.

2.



# INDEX




SI.No	DATE	Name of the Experiment	Page No.	Remarks
1	5/12/22	Urine Analysis		<u>DI</u>
2	5/12/22	Blood coagulating		<u>DI</u>
3	5/12/22	Estimation of haemoglobin	-	<u>DI</u>
4	9/1/23	Total leukocyte count	}	<u>Ann</u>
5	9/1/23	Differential leukocyte count HISTOLOGY SLIDES		
6	6/2/23	Osteosarcoma & osteoclastoma	}	<u>DI</u>
7	6/2/23	Acute Appendicitis		
8	6/2/23	Ceramulae tissue		
9	20/3/23	Leukemia		
10	27/3/23	Rhinospicidosis		
11	27/5/23	Capillary haemangioma		<u>Ann</u>
12	27/5/23	Cavernous haemangioma		
13	31/7/23	Squamous cell carcinoma		
14	3/4/23	Basal cell carcinoma		
15	15/4/23	Lipoma		
16	15/4/23	Adenocarcinoma		
17	15/4/23	Pleomorphic adenoma		<u>DI</u>
18	15/4/23	Malignant melanoma		
19	15/4/23	Caseous Necrosis		<u>DI</u>
20	22/5/23	Instruments		





# AL-AZHAR DENTAL COLLEGE


PERUMPILLICHIRA P.O., THODUPUZHA



## DEPARTMENT OF MICROBIOLOGY

### MICROBIOLOGY RECORD

SECOND YEAR B.D.S.



Prof. Dr. Harvey Thomas MDS  
Principal  
Al-Azhar Dental College  
Thodupuzha - 685 605


Student Name: ALEENA JAMEEL.....

Roll No. 2000.220.21..... Years of Study 2022-2023



# AL-AZHAR DENTAL COLLEGE

## THODUPUZHA



### DEPARTMENT OF MICROBIOLOGY MICROBIOLOGY RECORD

#### Certificate


*Certified that this is a bonafide record of practical work done by Mr/Miss. ALEENA JAMEEL.....of second year B.D.S. during the year ....2022-2023.....*

Reg. No. 200022021

Date:

*Harvey*  
*13/6/2023*

Head of the Department



Dr. Harvey Thomas MDS  
Principal  
Al-Azhar Dental College  
Thodupuzha - 685 605

Examiners

1.

2.







# AL- AZHAR DENTAL COLLEGE

PERUMPILLICHIRA PO, THODUPUZHA



Guiding Light, Smiling Bright.

## DENTAL MATERIALS RECORD BOOK



Prof. Dr. Harvey Thomas, MDS  
Principal  
Al-Azhar Dental College  
Thodupuzha - 685 605

Student Name: *Sono Joy* .....

Reg.No : *200022029* .....

Academic Year: *2022 - 2023* .....



# AL-AZHAR DENTAL COLLEGE

PERUMPILLICHIRA PO, THODUPUZHA



Guiding Light, Smiling Bright.

## DENTAL MATERIALS

### Certificate

This is to certify that Mr./Mrs. SONU JOY.....with university no 200022029.....has satisfactorily completed the exercise in Dental Materials Practical's prescribed by Kerala University of Health Science for B.D.S. course in Dental Materials of this institution in the year 2022-2023.....

Head of the Department

Prosthodontics

Dr. LITTO MANUAL MDS  
Professor and Head of Prosthodontics  
Al-Azhar Dental College Thodupuzha  
Kerala State - 685 605

Staff in charge

12/1/23

Signature of Examiners

1.

2.

05/02/23  
14/1/23

Head of the Department


Conservative Dentistry



HEAD OF THE DEPT:  
DEPT: OF CONSERVATIVE  
DENTISTRY & ENDODONTICS  
AL-AZHAR DENTAL COLLEGE  
THODUPUZHA - 685 605

Staff in charge

4/1/23











Prof. Dr. Harvey Thomas MDS  
Principal  
Al-Azhar Dental College  
Thodupuzha - 685 605




# I. B.D.S WORK DONE STATEMENT

## PRACTICAL EXERCISES

SINo	WORK DONE	Grade	Date	Signature of staff
1.	Measurement of setting time of gypsum products			
2.	Preparation of 1" cube with dental plaster.	B+	13/3/2021	
3.	Preparation of 1 1/2" pyramid with dental stone.	B++	03/8/2021	
4.	Manipulation of impression compound and preparation of edentulous casts		27/7/2021	
5.	Manipulation of Zinc oxide eugenol paste.		27/7/21	
6.	Manipulation of Alginate impression material and preparation of edentulous casts			
7.	Manipulation of heat cure acrylic resin for denture base		27/06/22	
8.	Manipulation of cold cure acrylic resin and preparation of special tray.		12/05/22	
9.	Manipulation of dental cements	B	13/05/22	
10.	Trituration of silver amalgam.	B	13/05/22	




  
**Prof. Dr. Harvey Thomas MDS**  
 Principal  
 Al-Azhar Dental College  
 Thodupuzha - 685 605



# AL-AZHAR DENTAL COLLEGE

PERUMPILLICHIRA P.O., THODUPUZHA



## PRE CLINICAL RECORD BOOK

DEPARTMENT OF  
CONSERVATIVE DENTISTRY  
&  
ENDODONTICS




Prof. Dr. Harvey Thomas MDS  
Principal  
Al-Azhar Dental College  
Thodupuzha - 685 605



# AL-AZHAR DENTAL COLLEGE

PERUMPILLICHIRA P.O., THODUPUZHA



## DEPARTMENT OF CONSERVATIVE DENTISTRY & ENDODONTICS

### Certificate

This is to certify that Mr./Ms. Asashu Dinesh.....has satisfactorily completed pre-clinical Conservative Dentistry and Endodontics Practical work as prescribed by the Kerala University of Health Sciences for the 1<sup>st</sup> BDS Course during the academic year.....2021-22.....

Grade

: BA

University Register No

: 200021996

Staff

: [Signature]

[Signature]

HEAD OF THE DEPT:  
DEPT: OF CONSERVATIVE  
DENTISTRY & ENDODONTICS  
AL-AZHAR DENTAL COLLEGE  
THODUPUZHA - 685 605

Professor & Head

Department of Conservative Dentistry & Endodontics

Al-Azhar Dental College

[Signature]  
17/1/23  
External Examiner

[Signature]  
17.01.23  
Internal Examiner  
Prof. Dr. Harvey Thomas MDS  
Principal  
Al-Azhar Dental College  
Thodupuzha - 685 605





# PROFILE



NAME ..... Sashu Dinesh .....


DATE OF BIRTH ..... 19-10-1998 .....


ADDRESS ..... Suresh Bhavan .....

..... Yeroor, Yeroor P.O. .....

.....

SPECIMEN SIGNATURE ..... [Signature] .....

  
**Prof. Dr. Harvey Thomas MDS**  
Principal  
Al-Azhar Dental College  
Thodupuzha - 685 605





# PRE-CLINICAL CONSERVATIVE DENTISTRY LABORATORY EXERCISES

## EXERCISES ON PLASTER MODELS

Technique	Tooth	Surface	No. of Exercises
Class I	Mandibular Molar	Occlusal Surface ✓	1
		Buccal extension ✓	1
	Maxillary molar	Occlusal Surface Without involving oblique ridge ✓	1
		Occlusal Surface involving oblique ridge ✓	1
		Palatal extension ✓	1
Premolar	Occlusal surface ✓	1	
Class II	Mandibular Molar	Mesio Occlusal ✓	1
		Mesio Occluso Distal ✓	1
	Maxillary Molar	Mesio Occlusal Without involving oblique ridge ✓	1
		Disto Occlusal Involving oblique ridge ✓	1
	Premolar	Mesio Occlusal ✓	1
Class III	Central Incisor	Palatal surface	1
Class V	Canine	Labial surface	1





## EXERCISES ON TYPODONT TEETH MOUNTED ON PHANTOM HEAD

Technique	Tooth	Surface	No. of Exercises
Class I	Mandibular Molar	✓ Occlusal Surface 1) 37 or 47 2) 36 or 46	2
		✓ Buccal Extension (37 or 47)	1
	Maxillary Molar	✓ Occlusal surface without involving Oblique ridge	1
		✓ Palatal extension	1
	Mandibular Premolar	✓ Occlusal surface	1
Maxillary Premolar	✓ Occlusal surface	1	
Class II	Mandibular Molars	✓ a. Disto Occlusal 47	1
		b. (i) Mesio Occlusal (36 & 46)	2
		(ii) Mesio occlusal (Conservative) (36 or 46)	1
		✓ c. Mesio Occluso Distal	1
	Maxillary Molar	✓ Mesio Occlusal involving oblique ridge	1
		✓ Disto Occlusal involving oblique ridge 26	1
	Mandibular Premolar	✓ Mesio Occluso Distal	1
		✓ Mesio Occluso Distal	1
		✓ Mesio Occlusal	1
		Maxillary Premolar	✓ Disto Occlusal
✓ Mesio Occlusal	1		
Class III	Maxillary canine	Mesial	1
		Distal	1
Class V	Mandibular Molar	✓ Labial surface	2
	Mandibular Premolar	✓ Labial Surface	2






## EXERCISES ON MOUNTED EXTRACTED TEETH

Technique	Tooth	Surface	No. of Exercises
Class I	Mandibular Molar	Occlusal Surface Buccal extension	1
	Premolar	Occlusal Surface	1
	Maxillary molar	Occlusal surface with palatal extension	1
	Premolar	Occlusal surface	1
Class II	Mandibular molar	Mesio Occlusal	1
	Mandibular premolar	Mesio Occlusal	1
	Maxillary molar	Mesio Occluso Distal	1
	Premolar	Mesio Occluso Distal	1
Class III	Maxillary Central Incisor	Palatal Surface	1
Class V	Maxillary Canine	Labial Surface	1

## EXERCISE ON TYPODONT TEETH MOUNTED ON PHANTOM HEAD CAST RESTORATION INLAY PREPARATION

Technique	Tooth	Surface	No. of Exercises
Class I	Mandibular Molar	Occlusal Surface	1
Class II	Mandibular molar	Mesio Occlusal	1
	Maxillary molar	Mesio Occlusal	1
	Maxillary Premolar	Mesio Occluso Distal	1






## EXERCISES – ENDODONTICS

Sl.No.	MAXILLARY CENTRAL INCISOR	No .of Exercises
1	Access Cavity	1
2	Working Length Determination	1
3	Chemo Mechanical Preparation	1
4	Obturation	1
5	Access Cavity Closure	1



  
Prof. Dr. Harvey Thomas MDS  
Principal  
Al-Azhar Dental College  
Thodupuzha - 685 605