

Off : 04862 224366
Fax: 04862 229586

AL-AZHAR DENTAL COLLEGE

(APPROVED BY DENTAL COUNCIL OF INDIA & AFFILIATED TO KUHS)

RUN BY NOORUL ISLAM TRUST

PERUMPILLICHIRA P. O., THODUPUZHA, IDUKKI DIST., KERALA- 685 605

2.3.3 Teachers use ICT-enabled tools for effective teaching and learning process including online e-resources

INDEX SHEET

SL.NO	DESCRIPTION	PAGE
1.	Certificate of the Head of Institution	02-03
2.	List of ICT enabled tools used – Department wise	04-73

Prof. Dr. Harvey Thomas MDS
Principal
Al-Azhar Dental College
Thodupuzha -685 605





Off : 04862 224366

Fax: 04862 229586

AL-AZHAR DENTAL COLLEGE

(APPROVED BY DENTAL COUNCIL OF INDIA & AFFILIATED TO KUHS)

RUN BY NOORUL ISLAM TRUST

PERUMPILLICHIRA P. O., THODUPUZHA, IDUKKI DIST., KERALA- 685 605

CERTIFICATE OF THE HEAD OF THE INSTITUTION



Off : 04862 224366

Fax: 04862 229586

AL-AZHAR DENTAL COLLEGE

(APPROVED BY DENTAL COUNCIL OF INDIA & AFFILIATED TO KUHS)

RUN BY NOORUL ISLAM TRUST

PERUMPILLICHIRA P. O., THODUPUZHA, IDUKKI DIST., KERALA- 685 605

DR HARVEY THOMAS, MDS

PRINCIPAL


TO WHOMSOEVER THIS MAY CONCERN

This is to certify the number of full-time teachers that have been using ICT enabled tools in our institution during the last five years details are given below:

YEAR	2022-2023	2021-2022	2020-2021	2019-2020	2018-2019
Number of full-time teachers using ICT enabled tools	85	90	75	67	61



Prof. Dr. Harvey Thomas MDS
Principal
Al-Azhar Dental College
Thodupuzha - 685 605



Off : 04862 224366
Fax: 04862 229586

AL-AZHAR DENTAL COLLEGE

(APPROVED BY DENTAL COUNCIL OF INDIA & AFFILIATED TO KUHS)

RUN BY NOORUL ISLAM TRUST

PERUMPILLICHIRA P. O., THODUPUZHA, IDUKKI DIST., KERALA- 685 605

LIST OF ICT ENABLED TOOLS USED – DEPARTMENT WISE



Prof. Dr. Harvey Thomas MDS
Principal
Al-Azhar Dental College
Thodupuzha - 685 605

ICT ENABLED TOOLS
DEPARTMENT OF ORAL AND MAXILLOFACIAL SURGERY

NAME OF STAFF	YEAR	TOPIC	ICT ENABLED TOOLS
Dr. Augustine Daniel	2018-2019	Introduction to Oral and Maxillofacial surgery Art of diagnosis Diagnostic imaging Suturing materials and techniques	1.Powerpoint presentation 2.Research based discussion
Dr Hisham	2018-2019	Asepsis and sterilization Infection control Antimicrobial therapy Cardiopulmonary resuscitation	1.Journal club 2.Article critical evaluation
Dr Surej	2018-2019	Minor oral surgical procedures Pre prosthetic surgery	1.Youtube videos 2.Demonstration videos by department
Dr Basil	2018-2019	Introduction to GA and sedation Pre anesthetic evaluation Pre operative preparation and medication Anesthetic equipment Pharmacology of commonly used anesthetics drug Short anesthesia in dental chair TMJ: afflictions and management Ankylosis of TMJ and its management MPDS	1.Journal club 2.Article critical evaluation
Dr Hisham	2019-2020	Introduction to Oral and Maxillofacial surgery Art of diagnosis Diagnostic imaging Suturing materials and techniques Cardiopulmonary resuscitation	1.Demonstration videos by department 2.Journal club
Dr Augustine Daniel	2019-2020	Asepsis and sterilization Infection control Antimicrobial therapy	1.Journal club 2.Article critical evaluation
Dr Surej	2019-2020	Minor oral surgical procedures	1.Youtube videos 2.Demonstration videos by department
Dr Basil	2019-2020	Introduction to GA and sedation Pre anesthetic evaluation Pre operative preparation and medication Anesthetic equipment Pharmacology of commonly used anesthetics drug Short anesthtisia in dental chair	1.Powerpoint presentation 2.Research based discussion

Prof. Dr. Harvey Thomas M.D.
Principal
Al-Azhar Dental College
Thodupuzha - 685 605



[Signature]
HEAD OF THE DEPT.
ORAL AND MAXILLOFACIAL SURGERY
AL-AZHAR DENTAL COLLEGE
THODUPUZHA-685 605

Dr Sunil	2019-2020	Pre prosthetic surgery	1.Powerpoint presentation 2.Research based discussion
Dr Surej	2020-2021	Introduction to Oral and Maxillofacial surgery Art of diagnosis Diagnostic imaging Suturing materials and techniques	1.Demonstration videos by department 2..Journal club
Dr Priya	2020-2021	Asepsis and sterilization Infection control Antimicrobial therapy Introduction to GA and sedation Pre anesthetic evaluation Pre operative preparation and medication Anesthetic equipment Pharmacology of commonly used anesthetics drug Short anesthesia in dental chair Pre prosthetic surgery	1.Powerpoint presentation 2.Article critical evaluation
Dr Hisham	2020-2021	Minor oral surgical procedures Maxillofacial trauma Oral cancer Diseases of salivary glands	1.Youtube videos 2.Demonstration videos by department
Dr Augustine Daniel	2020-2021	Cardiopulmonary resuscitation	1.youtube videos 2.powerpoint presentation
Dr Basil	2020-2021	TMJ: afflictions and management Ankylosis of TMJ and its management MPDS	1.Powerpoint presentation 2.Article critical evaluation
Dr Abin	2020-2021	Introduction to GA and sedation Preanesthetic evaluation Pre operative preparation and medication Anesthetic equipments Pharmacology of commonly used drugs Short anesthesia in dental chair	1.powerpoint presentation 2. article critical evaluation
Dr Hisham	2021-2022	Introduction to Oral and Maxillofacial surgery Art of diagnosis Diagnostic imaging Suturing materials and techniques Cardiopulmonary resuscitation	1.Youtube videos 2.Demonstration videos by department
Dr Augustine Daniel	2021-2022	Asepsis and sterilization Infection control Antimicrobial therapy	1.Powerpoint presentation 2.Article critical evaluation

Prof. Dr. Harvey Thomas MDS
Principal
Al-Azhar Dental College
Thodupuzha - 685 605



HEAD OF THE DEPT.
DEPT. OF ORAL AND MAXILLOFACIAL SURGERY
AL-AZHAR DENTAL COLLEGE
THODUPUZHA-685 605

Dr Basil	2021-2022	Minor oral surgical procedures Introduction to GA and sedation Pre anesthetic evaluation Pre operative preparation and medication Anesthetic equipment Pharmacology of commonly used anesthetics drug Short anesthesia in dental chair	1.Demonstration videos by department 2.Journal club
Dr . Abhilash Thomas	2021-2022	TMJ: afflictions and management Ankylosis of TMJ and its management MPDS Pre prosthetic surgery	1.Powerpoint presentation 2.Research based discussion
Dr Jacob	2021-2022	Maxillofacial trauma Oral cancer Diseases of salivary glands	1.Youtube videos 2.Demonstration videos by department
Dr Basil	2022-2023	Introduction to Oral and Maxillofacial surgery Art of diagnosis Diagnostic imaging Suturing materials and techniques	1.Powerpoint presentation 2.Article critical evaluation
Dr Abhilash	2022-2023	Introduction to GA and sedation Pre anesthetic evaluation Pre operative preparation and medication Anesthetic equipment Pharmacology of commonly used anesthetics drug Short anesthtisia in dental chair Cardiopulmonary resuscitation	1.Youtube videos 2.Demonstration videos by department
Dr Hisham	2022-2023	TMJ: afflictions and management Ankylosis of TMJ and its management MPDS	1.Powerpoint presentation 2.Article critical evaluation
Dr Jacob	2022-2023	Maxillofacial trauma Oral cancer Diseases of salivary glands Minor oral surgical procedures	1.Powerpoint presentation 2.Research based discussion

Prof. Dr. Harvey Thomas MDS
Principal
Al-Azhar Dental College
Thodupuzha - 685 605



HEAD OF THE DEPT.
ORAL AND MAXILLOFACIAL SURGE
AL-AZHAR DENTAL COLLEGE
THODUPUZHA-685 605

ICT ENABLED TOOLS
DEPARTMENT OF ORAL MEDICINE AND RADIOLOGY

NAME OF STAFF	YEAR	TOPIC	ICT ENABLED TOOLS
Dr. Rema J	2018-19	1) DEMONSTRATION ON HOW TO TAKE A LATERAL CEPHALOGRAM RADIOGRAPH 2) DEMONSTRATION ON HOW TO TAKE RVG	1) Demo videos 2) Lectures
Dr. Jayesh J U	2018-19	1) DEMONSTRATION ON HOW TO TAKE AN ORTHOPANTAMOGRAM 2) DEMONSTRATION ON HOW TO GIVE INTRALESIONAL INJECTION 3) DEMONSTRATION ON HOW TO TAKE RVG	1) Demo videos 2) Lectures 3) Article evaluation
Dr. Anjana Mohan Kumar	2018-19	1) DEMONSTRATION ON HOW TO USE INTRA ORAL CAMERA FOR PATIENT EDUCATION 2) DEMONSTRATION ON HOW TO TAKE AN ORTHOPANTOMOGRAM	1) Demo videos 2) Lectures 3) Article evaluation
Dr. Shanila	2018-19	1) DEMONSTRATION ON HOW TO TAKE A LATERAL CEPHALOGRAM RADIOGRAPH	1) Demo videos 2) Lectures
Dr. Rema J	2019-20	1) DEMONSTRATION ON HOW TO GIVE INTRALESIONAL INJECTION 2) DEMONSTRATION ON HOW TO TAKE A LATERAL CEPHALOGRAM RADIOGRAPH	1) Demo videos 2) Lectures
Dr. Jayesh J U	2019-20	1) DETECTION OF CARIES USING FOTI	1) Demo video 2) Youtube videos
Dr. Anjana Mohan Kumar	2019-20	1) DEMONSTRATION ON HOW TO USE INTRA ORAL CAMERA FOR PATIENT EDUCATION	1) Powerpoint presentation 2) Research based discussion
Dr. Shanila AM	2019-20	1) DEMONSTRATION ON HOW TO TAKE AN ORTHOPANTAMOGRAM	1) Demonstration videos by department
Dr. Rema	2020-21	1) DEMONSTRATION ON HOW TO TAKE ORTHOPANTAMOGRAM	1) Demonstration videos by department 2) Powerpoint presentations
Dr. Jayesh J U	2020-21	1) DEMONSTRATION ON HOW TO USE INTRA ORAL CAMERA FOR PATIENT EDUCATION 2) DEMONSTRATION ON HOW TO TAKE RVG	1) Powerpoint presentation 2) Article critical evaluation
Dr. Anjana Mohan Kumar	2020-21	1) DEMONSTRATION ON HOW TO TAKE RVG 2) DETECTION OF CARIES USING FOTI	1) Demo videos 2) Power point presentations

Prof. Dr. Harvey Thomas MDS
Principal
Al-Azhar Dental College
Thodupuzha - 685 605



HEAD OF THE DEPT: *Rema*
DEPT. OF ORAL MEDICINE & RADIOLOGY
AL-AZHAR DENTAL COLLEGE
THODUPUZHA - 685 605

DrShanila AM	2020-21	1)DEMONSTRATION ON HOW TO GIVE INTRALESIONAL INJECTION 2) DEMONSTRATION ON HOW TO TAKE A LATERAL CEPHALOGRAM RADIOGRAPH	1)Demo videos 2) Power point presentations
DrRema J	2021-22	1)DEMONSTRATION ON HOW TO TAKE ORTHOPANTAMOGRAM	1)Demo videos 2) Power point presentations
DrJayesh JU	2021-22	1) DEMONSTRATION ON HOW TO TAKE A LATERAL CEPHALOGRAM RADIOGRAPH	1)Demo videos 2) Power point presentations
DrAnjana Mohan Kumar	2021-22	1)DEMONSTRATION ON HOW TO TAKE RVG	1)Demo videos 2) Power point presentations
DrRema J	2022-23	1)DEMONSTRATION ON HOW TO TAKE RVG 2)DEMONSTRATION ON HOW TO TAKE A LATERAL CEPHALOGRAM	1)Demo videos 2) Power point presentations
DrJayesh J U	2022-23	1)DEMONSTRATION ON HOW TO GIVE INTRALESIONAL INJECTION 2) DEMONSTRATION ON HOW TO USE INTRA ORAL CAMERA FOR PATIENT EDUCATION 3) DEMONSTRATION ON HOW TO TAKE AN ORTHOPANTAMOGRAM	1)Demo videos 2) Power point presentations
DrAnjana Mohan Kumar	2022-23	1)DEMONSTRATION ON HOW TO TAKE AN ORTHOPANTAMOGRAM 2)DEMONSTRATION ON HOW TO TAKE RVG	1)Demo videos 2) Power point presentations
Dr. Shanila AM	2022-23	1)DEMONSTRATION ON HOW TO TAKE A LATERAL CEPHALOGRAM 2)DETECTION OF CARIES USING FOTI 3)DEMONSTRATION ON HOW TO GIVE INTRALESIONAL INJECTION	1)Demo videos 2) Power point presentations

Rema

HEAD OF THE DEPT:
DEPT: OF ORAL MEDICINE & RADIOLOGY
AL-AZHAR DENTAL COLLEGE
THODUPUZHA-685 605

Prof. Dr. Harvey Thomas MDS
Principal
Al-Azhar Dental College
Thodupuzha -685 605



ICT ENABLED TOOLS

DEPARTMENT OF ORTHODONTICS AND DENTOFACIAL ORTHOPEADICS

NAME OF STAFF	YEAR	TOPIC	ICT ENABLED TOOLS
DR AFZAL	2018-19	INTRODUCTION AND HISTORY OF ORTHODONTICS GROWTH AND DEVELOPMENT BASIC CONCEPTS THEORIES OF GROWTH GROWTH AND DEVELOPMENT – MECHANISM OF BONE GROWTH GROWTH AND DEVELOPMENT- PRE AND POSTNATAL GROWTH OF CRANIAL BASE GROWTH AND DEVELOPMENT- PRE AND POSTNATAL GROWTH OF MAXILLA GROWTH AND DEVELOPMENT- PRE AND POSTNATAL GROWTH OF MANDIBLE FUNCTIONAL DEVELOPMENT	1)Powerpoint presentation 2)Research based discussion
DR SANDEEP	2018-19	DEVELOPMENT OF DENTITION AND OCCLUSION OCCLUSION BASIC CONCEPTS STUDY MODELS	1)Powerpoint presentation 2)Research based discussion
Dr.NISHAD	2018-19	DIAGNOSTIC AIDS RADIOGRAPHS PHOTOGRAPHS OCCLUSOGRAMS EMG	1)Powerpoint presentation 2)Research based discussion
Dr KEVIN	2018-19	CLASSIFICATION OF MALOCCLUSION ETIOLOGY OF MALOCCLUSION CASE HISTORY	1)Powerpoint presentation 2)Journal club
Dr.SMITHA	2018-19	CLASSIFICATION OF MALOCCLUSION ETIOLOGY OF MALOCCLUSION	1)Powerpoint presentation 2)Article critical evaluation
Dr. PRADEEP	2018-19	SKELETAL MATURITY INDICATORS	1)Powerpoint presentation 2)Youtube videos



Prof. Dr. Harvey Thomas MDS
Principal
Al-Azhar Dental College
Thodupuzha -685 605



HEAD OF THE DEPT :
DEPT: OF ORTHODONTICS & DENTOFACIAL ORTHOPEADICS
AL AZHAR DENTAL COLLEGE
THODUPUZHA - 685 605

NAME OF STAFF	YEAR	TOPIC	ICT ENABLED TOOLS
DR AFZAL	2019-20	INTRODUCTION AND HISTORY OF ORTHODONTICS GROWTH AND DEVELOPMENT BASIC CONCEPTS THEORIES OF GROWTH GROWTH AND DEVELOPMENT –MECHANISM OF BONE GROWTH GROWTH AND DEVELOPMENT- PRE AND POSTNATAL GROWTH OF CRANIAL BASE GROWTH AND DEVELOPMENT- PRE AND POSTNATAL GROWTH OF MAXILLA GROWTH AND DEVELOPMENT- PRE AND POSTNATAL GROWTH OF MANDIBLE FUNCTIONAL DEVELOPMENT	1)Powerpoint presentation 2)Research based discussion
DR PRADEEP	2019-20	DEVELOPMENT OF DENTITION AND OCCLUSION ETIOLOGY OF MALOCCLUSION CEPHALOMETRICS STUDY MODELS	1)Powerpoint presentation 2)Research based discussion
Dr.NISHAD	2019-20	OCCLUSION BASIC CONCEPTS	1)Powerpoint presentation 2)Research based discussion
Dr KEVIN	2019-20	CLASSIFICATION OF MALOCCLUSION DIAGNOSTIC AIDS RADIOGRAPHS PHOTOGRAPHS OCCLUSOGRAMS EMG CASE HISTORY	1)Powerpoint presentation 2)Journal club
Dr.SMITHA	2019-20	CLASSIFICATION OF MALOCCLUSION SKELETAL MATURITY INDICATORS	1)Powerpoint presentation 2)Article critical evaluation
Dr. SANDEEP	2019-20	ETIOLOGY OF MALOCCLUSION	1)Powerpoint presentation 2)Youtube videos
NAME OF STAFF	YEAR	TOPIC	ICT ENABLED TOOLS

Prof. Dr. Harvey Thomas MDS
Principal
Al-Azhar Dental College
Thodupuzha - 685 605



HEAD OF THE DEPT :
DEPT: OF ORTHODONTICS & DENTOFACIAL ORTHOPEADICS
AL-AZHAR DENTAL COLLEGE
THODUPUZHA - 685 605

DR AFZAL	2020-21	INTRODUCTION AND HISTORY OF ORTHODONTICS GROWTH AND DEVELOPMENT BASIC CONCEPTS THEORIES OF GROWTH GROWTH AND DEVELOPMENT –MECHANISM OF BONE GROWTH GROWTH AND DEVELOPMENT- PRE AND POSTNATAL GROWTH OF CRANIAL BASE GROWTH AND DEVELOPMENT- PRE AND POSTNATAL GROWTH OF MAXILLA GROWTH AND DEVELOPMENT- PRE AND POSTNATAL GROWTH OF MANDIBLE FUNCTIONAL DEVELOPMENT	1)Powerpoint presentation 2)Research based discussion
DR PRADEEP	2020-21	DEVELOPMENT OF DENTITION AND OCCLUSION ETIOLOGY OF MALOCCLUSION CASE HISTORY	1)Powerpoint presentation 2)Research based discussion
Dr.NISHAD	2020-21	CLASSIFICATION OF MALOCCLUSION CLASSIFICATION OF MALOCCLUSION	1)Powerpoint presentation 2)Research based discussion
Dr AMEEN	2020-21	CLASSIFICATION OF MALOCCLUSION ETHIOLOGY OF MALOCCLUSION DIAGNOSTIC AIDS RADIOGRAPHS PHOTOGRAPHS OCCLUSOGRAMS EMG CASE HISTORY	1)Powerpoint presentation 2)Journal club
Dr.ASHWIN	2020-21	SKELETAL MATURITY INDICATORS	1)Powerpoint presentation 2)Article critical evaluation
Dr. SANDEEP	2020-21	OCCLUSION BASIC CONCEPTS STUDY MODELS	1)Powerpoint presentation 2)Youtube videos





HEAD OF THE DEPT :
DEPT: OF ORTHODONTICS &
DENTOFACIAL ORTHOPEADICS
AL-AZHAR DENTAL COLLEGE
THODUPUZHA - 685 605

Prof. Dr. Harvey Thomas MDS
Principal
Al-Azhar Dental College
Thodupuzha -685 605



NAME OF STAFF	YEAR	TOPIC	ICT ENABLED TOOLS
DR AFZAL	2021-22	INTRODUCTION AND HISTORY OF ORTHODONTICS GROWTH AND DEVELOPMENT BASIC CONCEPTS THEORIES OF GROWTH GROWTH AND DEVELOPMENT – MECHANISM OF BONE GROWTH GROWTH AND DEVELOPMENT- PRE AND POSTNATAL GROWTH OF CRANIAL BASE GROWTH AND DEVELOPMENT- PRE AND POSTNATAL GROWTH OF MAXILLA GROWTH AND DEVELOPMENT- PRE AND POSTNATAL GROWTH OF MANDIBLE FUNCTIONAL DEVELOPMENT	1)Powerpoint presentation 2)Research based discussion
Dr AMEEN	2021-22	CLASSIFICATION OF MALOCCLUSION CLASSIFICATION OF MALOCCLUSION DIAGNOSTIC AIDS RADIOGRAPHS PHOTOGRAPHS OCCLUSOGRAMS EMG	1)Powerpoint presentation 2)Journal club
Dr.FARAZ	2021-22	ETIOLOGY OF MALOCCLUSION ETIOLOGY OF MALOCCLUSION CASE HISTORY CEPHALOMETRICS	1)Powerpoint presentation 2)Article critical evaluation
Dr. SANDEEP	2021-22	DEVELOPMENT OF DENTITION AND OCCLUSION OCCLUSION BASIC CONCEPTS STUDY MODELS SKELETAL MATURITY INDICATORS	1)Powerpoint presentation 2)Youtube videos
NAME OF STAFF	YEAR	TOPIC	ICT ENABLED TOOLS
DR AFZAL	2022-23	INTRODUCTION AND HISTORY OF ORTHODONTICS GROWTH AND DEVELOPMENT BASIC CONCEPTS THEORIES OF GROWTH GROWTH AND DEVELOPMENT – MECHANISM OF BONE GROWTH GROWTH AND DEVELOPMENT- PRE AND POSTNATAL GROWTH OF CRANIAL BASE GROWTH AND DEVELOPMENT- PRE AND POSTNATAL GROWTH OF MAXILLA GROWTH AND DEVELOPMENT- PRE AND POSTNATAL GROWTH OF MANDIBLE FUNCTIONAL DEVELOPMENT	1)Powerpoint presentation 2)Research based discussion


Prof. Dr. Harvey Thomas MDS
 Principal
 Al-Azhar Dental College
 Thodupuzha - 685 605




HEAD OF THE DEPT :
 DEPT: OF ORTHODONTICS &
 DENTOFACIAL ORTHODONTICS
 AL-AZHAR DENTAL COLLEGE
 THODUPUZHA - 685 605

DR JOSE	2022-23	DEVELOPMENT OF DENTITION AND OCCLUSION OCCLUSION BASIC CONCEPTS	1)Powerpoint presentation 2)Research based discussion
Dr.WAHEDA	2022-23	DIAGNOSTIC AIDS RADIOGRAPHS PHOTOGRAPHS OCCLUSOGRAMS EMG CASE HISTORY	1)Powerpoint presentation 2)Research based discussion
Dr AMEEN	2022-23	CLASSIFICATION OF MALOCCLUSION CLASSIFICATION OF MALOCCLUSION	1)Powerpoint presentation 2)Journal club
Dr.THUSHAR	2022-23	CEPHALOMETRICS STUDY MODELS	1)PowerPoint presentation 2)Article critical evaluation
Dr. SANDEEP	2022-23	SKELETAL MATURITY INDICATORS	1)PowerPoint presentation 2)YouTube videos
Dr.FARAZ	2022-23	ETIOLOGY OF MALOCCLUSION ETIOLOGY OF MALOCCLUSION	1)PowerPoint presentation 2)Article critical evaluation



HEAD OF THE DEPT :
DEPT: OF ORTHODONTICS & DENTOFACIAL ORTHOPEADICS
AL-AZHAR DENTAL COLLEGE
THODUPUZHA - 685 605

NAME OF STAFF	YEAR	TOPIC	ICT ENABLED TOOLS
DR JOBY PAULOSE	2022-23	Introduction and history of orthodontics Growth and development basic concepts Theories of growth Growth and development –Mechanism of bone growth Growth and development- Pre and Postnatal growth of cranial base Growth and development- Pre and Postnatal growth of maxilla Growth and development- Pre and Postnatal growth of mandible Functional development	1)PowerPoint presentation 2)Research based discussion
DR ANJALI	2022-23	Development of dentition and occlusion Occlusion basic concepts Etiology of malocclusion Etiology of malocclusion Cephalometrics	1)PowerPoint presentation 2)Research based discussion



HEAD OF THE DEPT :
DEPT: OF ORTHODONTICS & DENTOFACIAL ORTHOPEADICS
AL-AZHAR DENTAL COLLEGE
THODUPUZHA - 685 605



Prof. Dr. Harvey Thomas MDS
Principal
Al-Azhar Dental College
Thodupuzha - 685 605

Dr.WAHEDA	2022-23	Diagnostic aids Radiographs Photographs Occlusograms EMG Case history	1)Powerpoint presentation 2)Research based discussion
Dr GAYATHRI	2022-23	Classification of malocclusion Classification of malocclusion	1)PowerPoint presentation 2)Journal club
Dr.JOSE	2022-23	Study models Skeletal maturity indicators	1)PowerPoint presentation 2)Article critical evaluation



Prof. Dr. Harvey Thomas MDS
Principal
Al-Azhar Dental College
Thodupuzha - 685 605




THODUPUZHA - 685 605
AL-AZHAR DENTAL COLLEGE
DENTOFACIAL ORTHOPEDICS
&
DEPT: OF ORTHODONTICS
HEAD OF THE DEPT :

2ND YEAR ORTHODONTICS AND DENTOFACIAL ORTHOPAEDICS CLASSES

NAME OF STAFF	YEAR	TOPIC	ICT ENABLED TOOLS
DR AFZAL	2018-19	Straightening of wire Equilateral triangle Square Rectangle Circle U-V C-clasp Full clasp Triangular clasp Adams clasp Finger spring Double cantilever spring Coffin spring Palatal canine retractor T spring Reverse labial bow Roberts retractor Hawley's appliance fabrication Tongue guard appliance Oral screen Hawley's appliance with anterior bite plane Hawley's appliance with PBP and Z spring Catalans appliance Expansion appliance	Demonstration videos by departments
DR PRADEEP	2018-19	Short labial bow U loop buccal canine retractor Helical canine retractor	Demonstration videos by departments
Dr KEVIN	2018-19	Long labial bow Split labial bow	Demonstration videos by departments
Dr SMITHA	2018-19	Self supported canine retractor	Demonstration videos by departments



Prof. Dr. Harvey Thomas M
Principal
Al-Azhar Dental College
Thodupuzha - 685 605




HEAD OF THE DEPT :
DEPT: OF ORTHODONTICS &
DENTOFACIAL ORTHOPAEDICS
AL-AZHAR DENTAL COLLEGE
THODUPUZHA - 685 605

Dr.AFZAL	2019-20	Straightening of wire Equilateral triangle Square Rectangle Circle U-V C-clasp Full clasp Coffin spring Short labial bow Long labial bow Split labial bow U loop buccal canine retractor Helical canine retractor Palatal canine retractor T spring Reverse labial bow Roberts retractor Hawley's appliance fabrication Tongue guard appliance Oral screen Hawley's appliance with anterior bite plane Hawley's appliance with PBP and Z spring Catalans appliance Expansion appliance	Demonstration videos by departments
Dr PRADEEP	2019-20	Triangular clasp	Demonstration videos by departments
DR NISHAD	2019-20	Adams clasp	Demonstration videos by departments
DR KEVIN	2019-20	Finger spring	Demonstration videos by departments
DR SMITHA	2019-20	Self supported canine retractor	Demonstration videos by departments

Prof. Dr. Harvey Thomas MDS
 Principal
 Al-Azhar Dental College
 Thodupuzha - 685 605



HEAD OF THE DEPT :
 DEPT: OF ORTHODONTICS &
 DENTOFACIAL ORTHODONTICS
 AL-AZHAR DENTAL COLLEGE
 THODUPUZHA

Dr.AFZAL	2020-21	Straightening of wire Equilateral triangle Square Rectangle Circle U-V C-clasp Full clasp Double cantilever spring Coffin spring Short labial bow Long labial bow Split labial bow U loop buccal canine retractor Palatal canine retractor T spring Reverse labial bow Roberts retractor Hawley's appliance fabrication Tongue guard appliance Oral screen Hawley's appliance with anterior bite plane Hawley's appliance with PBP and Z spring Catalans appliance Expansion appliance	Demonstration videos by departments
Dr.SANDEEP	2020-21	Helical canine retractor Self supported canine retractor Triangular clasp Adams clasp	Demonstration videos by departments
Dr.AMEEN	2020-21	Finger spring	Demonstration videos by departments
NAME OF STAFF	YEAR	TOPIC	ICT ENABLED TOOLS



Prof. Dr. Harvey Thomas MDS
Principal
Al-Azhar Dental College
Thodupuzha - 685 605



HEAD OF THE DEPT :
DEPT: OF ORTHODONTICS &
DENTOFACIAL ORTHOPEADICS
AL-AZHAR DENTAL COLLEGE
THODUPUZHA - 685 605

DR AFZAL	2021-22	Straightening of wire Equilateral triangle Square Rectangle Circle U-V C-clasp Full clasp Palatal canine retractor T spring Reverse labial bow Roberts retractor Hawley's appliance fabrication Tongue guard appliance Oral screen Hawley's appliance with anterior bite plane Hawley's appliance with PBP and Z spring Catalans appliance Expansion appliance	Demonstration videos by departments
DR SANDEEP	2021-2022	Triangular clasp Adams clasp Helical canine retractor Self supported canine retractor	Demonstration videos by departments
Dr.AMEEN	2021-22	Long labial bow Finger spring Double cantilever spring	Demonstration videos by departments
Dr FARAZ	2021-22	Coffin spring Short labial bow Split labial bow U loop buccal canine retractor	Demonstration videos by departments

Prof. Dr. Harvey Thomas M.D.
 Principal
 Al-Azhar Dental College
 Thodupuzha - 685 605



HEAD OF THE DEPT :
DEPT: OF ORTHODONTICS &
DENTOFACIAL ORTHOPEADICS
AL-AZHAR DENTAL COLLEGE
THODUPUZHA

DR JOBY	2022-2023	Straightening of wire Equilateral triangle Square Rectangle Circle U-V C-clasp Full clasp Finger spring Double cantilever spring Long labial bow	Demonstration videos by departments
DR JOSE	2022-2023	Helical canine retractor Self supported canine retractor Catlans appliance Expansion appliance	Demonstration videos by departments
Dr ANJALI	2022-2023	Triangular clasp Adams clasp Coffin spring Short labial bow Palatal canine retractor T spring Hawley's appliance fabrication Tongue guard appliance Hawley's appliance with PBP and Z spring	Demonstration videos by departments
Dr.GAYATHRI	2022-2023	Finger spring Double cantilever spring Reverse labial bow Roberts retractor	Demonstration videos by departments
Dr.WAHEDA	2022-2023	Long labial bow Split labial bow Oral screen Hawley's appliance with anterior bite plane	Demonstration videos by departments

[Signature]
HEAD OF THE DEPT :
DEPT: OF ORTHODONTICS &
DENTOFACIAL ORTHOPEADICS
AL-AZHAR DENTAL COLLEGE
THODUPUZHA

[Signature]
Prof. Dr. Harvey Thomas
Principal
Al-Azhar Dental College
Thodupuzha - 685 605



ICT ENABLED TOOLS USED FOR TEACHING AND LEARNING
DEPARTMENT OF PROSTHODONTICS

NAME OF STAFF	YEAR	TOPIC	ICT ENABLED TOOLS
Dr Jacob Varghese	2018-19	CONCEPTS OF OCCLUSION AND BALANCED OCCLUSION IMMEDIATE COMPLETE DENTURE IMPRESSIONS IN FPD WORKING CAST AND DIES IMPLANT SUPPORTED FPD	1)Powerpoint presentation 2)Research based discussion
DrLitto Manuel	2018-19	RPD DESIGNING DENTAL IMPLANTS JAW RELATION AND JAW MOVEMENTS TOOTH SELECTION AND TEETH ARRANGEMENT TRIAL DENTURES DENTURE INSERTION AND POST INSERTION INSTRUCTIONS RESIDUAL RIDGE RESORPTION INTRODUCTION,DIAGNOSIS AND TREATMENT PLANNING OF FPD PONTICS	1)Powerpoint presentation 2)Research based discussion
DrVinni Mary Oommen	2018-19	DENTAL INVESTMENT MATERIALS DENTAL CASTING ALLOYS MAJOR CONNECTORS INDIRECT RETAINERS SINGLE COMPLETE DENTURE PRINCIPLES OF TOOTH PREPARATION IN FPD PROVISIONAL RESTORATIONS FLUID CONTROL AND SOFT TISSUE MANAGEMENT RETAINERS IN FPD CONNECTORS IN FPD FAILURES IN FPD	1)Powerpoint presentation 2)Research based discussion
Dr Joyce Thomas	2018-19	CASTING PROCEDURES AND DEFECTS DIE AND DIE MATERIALS INTRODUCTION TO RPD MINOR CONNECTORS DIRECT RETAINERS SURVEYOR AND SURVEYING RPD IMPRESSION MATERIALS AND PROCEDURES RELINING AND REBASING PARTIAL VENEER CROWN PREPARATION	1)Powerpoint presentation 2)Journal club
DrNoufal	2018-19	RESIN BONDED FPD	1)Powerpoint presentation 2)Article critical evaluation





Handwritten signature in blue ink.



Dr. LITTO MANUAL MDS
Professor and Head of Prosthodontics
Al-Azhar Dental College, Thodupuzha
Kerala State - 685 605
Dr. Harvey Thomas MDS
Principal
Al-Azhar Dental College
Thodupuzha - 685 605

DrBinni K Issac	2018-19	INTRODUCTION OF DENTAL MATERIALS GYPSUM PRODUCTS PHYSICAL PROPERTIES OF DENTAL MATERIALS DENTURE BASE MATERIALS TARNISH AND CORROSION DENTAL CERAMICS ABRASION AND POLISHING AGENTS OVERDENTURE FULL VENEER CROWN PREPARATION	1)Powerpoint presentation 2)Youtube videos
DrNirmal George	2018-19	IMPRESSION MATERIALS BIOLOGIC CONSIDERATIONS OF DENTAL MATERIALS	1)Powerpoint presentation 2)Research based discussion
Dr Anna Serene	2018-19	RESTS AND REST SEATS PRINCIPALS OF RPD DESIGNING	1)Powerpoint presentation 2)Research based discussion
Dr Jacob Varghese	2019-20	CONCEPTS OF OCCLUSION AND BALANCED OCCLUSION IMMEDIATE COMPLETE DENTURE IMPRESSIONS IN FPD WORKING CASTS AND DIES IMPLANT SUPPORTED FPD	1)Powerpoint presentation 2)Article critical evaluation
DrLitto Manuel	2019-20	DENTAL CASTING ALLOYS JAW RELATION AND JAW MOVEMENTS TOOTH SELECTION AND TEETH ARRANGEMENT TRIAL DENTURES DENTURE INSERTION AND POST INSERTION INSTRUCTIONS RESIDUAL RIDGE RESORPTION INTRODUCTION,DIAGNOSIS AND TREATMENT PLANNING OF FPD PROVISIONAL RESTORATION PONTICS FAILURES IN FPD	1)Powerpoint presentation 2)Article critical evaluation
DrVinni Mary Oommen	2019-20	DENTAL INVESTMENT MATERIALS DENTAL IMPLANTS SINGLE COMPLETE DENTURE PRINCIPLES OF TOOTH PREPARATION IN FPD FLUID CONTROL AND SOFT TISSUE MANAGEMENT RETAINERS CONNECTORS IN FPD RESIN BONDED FPD	1)Powerpoint presentation 2)Article critical evaluation



Prof. Dr. Harvey Thomas
Principal
Al-Azhar Dental College
Thodupuzha - 685 605






Dr. LITTO MANUAL MDS
Professor and Head of Prosthodontics
Al-Azhar Dental College, Thodupuzha
Kerala State - 685 605

Dr Joyce Thomas	2019-20	GYPSUM PRODUCTS PHYSICAL PROPERTIES OF DENTAL MATERIALS CASTING PROCEDURES CAND DEFECTS RPD DESIGNING ABRASION AND POLISHING AGENTS INTRODUCTION,CLASSIFICATION,DIAGNOSIS AND TREATMENT PLANNING IN RPD MINOR CONNECTORS DIRECT RETAINERS RPD IMPRESSION MATERIALS AND PROCEDURES PRINCIPLES OF RPD DESIGNING RELINING AND REBASING OVERDENTURE PARTIAL VENEER CROWN PREPARATION	1)Powerpoint presentation 2)Journal club
Dr Manuel James	2019-20	INTRODUCTION OF DENTAL MATERIALS IMPRESSION MATERIALS BIOLOGICAL CONSIDERATIONS OF DENTAL MATERIALS DENTURE BASE MATERIALS FULL VENEER CROWN PREPARATION	1)Powerpoint presentation 2)Research based discussion
Dr Vishnu Thomas	2019-20	TARNISH AND CORROSION DENTAL CERAMICS DIE AND DIE MATERIALS INDIRECT RETAINERS	1)Powerpoint presentation 2)Research based discussion
Dr Bini K	2019-20	MAJOR CONNECTORS RESTS AND REST SEATS SURVEYOR AND SURVEYING	1)Powerpoint presentation 2)Research based discussion
Dr Jacob Varghese	2020-21	CONCEPTS OF OCCLUSION AND BALANCED OCCLUSION IMPRESSIONS IN FPD WORKING CAST AND DIES IMPLANT SUPPORTED FPD	1)Powerpoint presentation 2)Research based discussion
DrLitto Manuel	2020,21	TOOTH SELECTION AND TEETH ARRANGEMENT TRIAL DENTURES DENTURE INSERTION AND POST INSERTION INSTRUCTIONS PONTICS	1)Powerpoint presentation 2)Research based discussion


Prof. Dr. Harvey Thomas MDS
Principal
Al-Azhar Dental College
Thodupuzha - 685 605





Dr. LITTO MANUAL MDS
Professor and Head of Prosthodontics
Al- Azhar Dental College, Thodupuzha
Kerala State - 685 605

DrVinni Mary Oommen	2020-21	PRINCIPLES OF RPD DESIGNING JAW RELATION AND JAW MOVEMENTS SINGLE COMPLETE DENTURE RESIDUAL RIDGE RESORPTION INTRODUCTION,DIAGNOSIS AND TREATMENT PLANNING IN FPD PRINCIPLES OF TOOTH PREPARATION IN FPD PROVISIONAL RESTORATIONS FLUID CONTROL AND SOFT TISSUE MANAGEMENT CONNECTORS IN FPD RESIN BONDED FPD FAILURES IN FPD	1)Powerpoint presentation 2)Research based discussion
Dr Joyce Thomas	2020-21	MAJOR CONNECTORS RESTS AND REST SEATS SURVEYOR AND SURVEYING RPD IMPRESSION MATERIALS AND PROCEDURES RELININGB AND REBASING IMMEDIATE COMPLETE DENTURE OVERDENTURE FULL VENEER CROWN PREPARATION RETAINERS IN FPD	1)Powerpoint presentation 2)Research based discussion
Dr Vishnu Thomas	2020-21	INTRODUCTION OF DENTAL MATERIALS IMPRESSION MATERIALS PHYSICAL PROPERTIES OF DENTAL MATERIALS DENTURE BASE MATERIALS TARNISH AND CORROSION DENTAL CERAMICS ABRASION AND POLISHING AGENTS RPD DESIGNING DIE AND DIE MATERIALS	1)Powerpoint presentation 2)Research based discussion
Dr Manuel James	2020-21	GYPNUM PRODUCTS IMPRESSION MATERIALS PHYSICAL PROPERTIES OF DENTAL MATERIALS BIOLOGICAL CONSIDERATIONS OF DENTAL MATERIALS INTRODUCTION,TERMINOLOGIES,CLASSIFICATION,DIAGNOSIS AND TREATMENT PLANNING IN RPD MINOR CONNECTORS INDIRECT RETAINERS PARTIAL VENEER CROWN PREPARATION	1)Powerpoint presentation 2)Research based discussion
Dr Ajay Soman	2020-21	DENTAL INVESTMENT MATERIALS CASTING PROCEDURES AND DEFECTS RPD DESIGNING DENTAL IMPLANTS	1)Powerpoint presentation 2)Research based discussion

DrLitto Manuel	2021-22	CASTING PROCEDURES AND DEFECTS JAW RELATION AND JAW MOVEMENTS CONCEPTS OF OCCLUSION AND BALANCED OCCLUSION TOOTH SELECTION QAND TEETH ARRANGEMENT TRIAL DENTURES DENTURE INSERTION AND POST INSERTION INSTRUCTIONS RELINING AND REBASING SINGLE COMPLETE DENTURE OVERDENTURE RESIDUAL RIDGE RESORPTION	1)Powerpoint presentation 2)Research based discussion
DrVinni Mary Oommen	2021-22	DENTAL CASTING ALLOYS DIRECT RETAINERS INTRODUCTION,DIAGNOSIS AND TREATMENT PLANNING IN FPD PRINCIPLES OF TOOTH PREPARATION PROVISIONAL RESTORATION FLUID CONTROL AND SOFT TISSUE MANAGEMENT WORKING CASTS AND DIES RETAINERS PONTICS CONNECTORS RESIN BONDED FPD FAILURES IN FPD IMPLANT SUPPORTED FPD	1)Powerpoint presentation 2)Research based discussion
Dr Joyce Thomas	2021-22	DENTAL INVESTMENT MATERIALS RPD DESIGNING ABRASION AND POLISHING AGENTS DIE AND DIE MATERIALS MAJOR CONNECTORS MINOR CONNECTORS SURVEYOR AND SURVEYING	1)Powerpoint presentation 2)Research based discussion
Dr Manuel James	2021-22	TARNISH AND CORROSION DENTAL CERAMICS DENTAL IMPLANTS	1)Powerpoint presentation 2)Research based discussion



Prof. Dr. Harvey Thomas MD
Principal
Al-Azhar Dental College
Thodupuzha - 685 605




Dr. LITTO MANUAL MDS
Professor and Head of Prosthodontics
Al- Azhar Dental College, Thodupuzha
Kerala State - 685 605

Dr Vishnu Thomas	2021-22	GYPNUM PRODUCTS BIOLOGICAL CONSIDERATIONS OF DENTAL MATERIALS DENTURE BASE MATERIALS INTRODUCTION, TERMINOLOGIES, CLASSIFICATION, DIAGNOSIS AND TREATMENT PLANNING IN RPD REST AND REST SEATS INDIRECT RETAINERS PRINCIPLES OF RPD DESIGNING IMMEDIATE COMPLETE DENTURES	1) Powerpoint presentation 2) Research based discussion
Dr Ajay Soman	2021-22	INTRODUCTION OF DENTAL MATERIALS IMPRESSION MATERIALS PHYSICAL PROPERTIES OF DENTAL MATERIALS	1) Powerpoint presentation 2) Research based discussion
Dr Sachin	2021-22	RPD IMPRESSION MATERIALS AND PROCEDURES	1) Powerpoint presentation 2) Research based discussion
Dr Jovin Cherian	2021-22	PARTIAL VENEER CROWN PREPARATION IMPRESSIONS IN FPD	1) Powerpoint presentation 2) Article critical evaluation
Dr Junu Henry	2021-22	FULL VENEER CROWN PREPARATION	1) Powerpoint presentation 2) Article critical evaluation
Dr Litto Manuel	2022-23	CASTING PROCEDURES AND DEFECTS JAW RELATION AND JAW MOVEMENTS CONCEPTS OF OCCLUSION AND BALANCED OCCLUSION TOOTH SELECTION AND TEETH ARRANGEMENT TRIAL DENTURE DENTURE INSERTION AND POST INSERTION INSTRUCTIONS RELINING AND REBASING SINGLE COMPLETE DNTURE OVERDENTURE RESIDUAL RIDGE RESORPTION	1) Powerpoint presentation 2) Journal club




Prof. Dr. Harvey Thomas MDS
Principal
Al-Azhar Dental College
Thodupuzha - 685 605




Dr. LITTO MANUAL MDS
Professor and Head of Prosthodontics
Al-Azhar Dental College, Thodupuzha
Kerala State - 685 605

DrVinni Mary Oommen	2022-23	DENTAL CASTING ALLOYS DENTAL IMPLANT INTRODUCTION,DIAGNOSIS AND TREATMENT PLANNING IN FPD PRINCIPLES OF TOOTH PREPARATION PROVISIONAL RESTORATION FLUID CONTROL AND SOFT TISSUE MANAGEMENT WORKING CASTS AND DIES RETAINERS IN FPD PONTICS CONNECTORS IN FPD RESIN BONDED FPD FAILURES IN FPD IMPLANT SUPPORTED FPD	1)Powerpoint presentation 2)Article critical evaluation
Dr Rahul J	2022-23	ABRASION AND POLISHING AGENTS RPD DESIGNING MAJOR CONNECTORS MINOR CONNECTORS DIRECT RETAINERS INDIRECT RETAINERS RPD IMPRESSION MATERIALS AND PROCEDURES	1)Powerpoint presentation 2)Journal club
Dr Vishnu Thomas	2022-23	IMPRESSION MATERIALS IMMEDIATE COMPLETE DENTURE	1)Powerpoint presentation 2)Article critical evaluation
Dr Ajay Soman	2022-23	INTRODUCTION,TERMINOLOGIES,CLASSIFICATION,DIAGNOSIS AND TREATMENT PLANNING IN RPD RESTS AND REST SEATS SURVEYOR AND SURVEYING PRINCIPLES OF RPD DESIGNING	1)Powerpoint presentation 2)Journal club
DrJovin Cherian	2022-23	GYPSUM PRODUCTS BIOLOGICAL CONSIDERATIONS OF DENTAL MATERIALS DENTAL INVESTMENT MATERIALS RPD DESIGNING DIE AND DIE MATERIALS PARTIAL VENEER CROWN PREPARATION IMPRESSIONS IN FPD	1)Powerpoint presentation 2)Article critical evaluation
DrJunu Henry	2022-23	INTRODUCTION OF DENTAL MATERIALS IMPRESSION MATERIALS PHYSICAL PROPERTIES OF DENTAL MATERIALS TARNISH AND CORROSION DENTAL CERAMICS FULL VENEER CROWN PREPARATION	1)Powerpoint presentation 2)Journal club

Prof. Dr. Harvey Thomas M.D
Principal
Al-Azhar Dental College
Thodupuzha - 685 605




Dr. LITTO MANUAL MDS
Professor and Head of Prosthodontics
Al- Azhar Dental College, Thodupuzha
Kerala State - 685 605

DrAnuMerinThampy	2022-23	DENTURE BASE MATERIALS	1)Powerpoint presentation 2)Article critical evaluation
------------------	---------	------------------------	--



Prof. Dr. Harvey Thomas MDS
Principal
Al-Azhar Dental College
Thodupuzha - 685 605



Dr. LITTO MANUAL MDS
Professor and Head of Prosthodontics
Al- Azhar Dental College, Thodupuzha
Kerala State - 685 605



ICT ENABLED TOOLS
DEPARTMENT OF PERIODONTOLOGY

<u>STAFF</u>	<u>YEAR</u>	<u>TOPIC</u>	<u>ICT ENABLED TOOLS</u>
Drsajil John	2018-19	Introduction to periodontology Defensive mechanisms in the oral cavity Clinical features of gingivitis	1)Power point presentation 2)Research based discussion 3)You tube videos 4)Articles critical evaluation 5)Journal club
Dr Shiny Joseph	2018-19	Introduction to periodontium : Gingiva Gingival disease:Gingival inflammation and acute gingival Infections Etiology : Dental plaque	1)Power point presentation 2)Research based discussion 3)You tube videos 4)Articles critical evaluation 5)Journal club
DrCini P Moideen	2018-19	Development of periodontium: Periodontal ligament Age changes in teeth and periodontal structures and their association with periodontal diseases Gingival diseases: gingival enlargement Etiology: Trauma from occlusion Interdisciplinary dentistry: orthodontics	1)Power point presentation 2)Research based discussion 3)You tube videos 4)Articles critical evaluation 5)Journal club
DrAmmu Thomas	2018-19	Development of periodontium: cementum Classification of periodontal diseases Periodontal pocket Interdisciplinary dentistry: conservative dentistry Risk factors	1)Power point presentation 2)Research based discussion 3)You tube videos 4)Articles critical evaluation 5)Journal club
DrMynu	2018-19	Introduction to periodontium: Alveolar Bone Epidemiology of periodontal diseases Gingival diseases: desquamative gingivitis Etiology : systemic diseases	1)Power point presentation 2)Research based discussion 3)You tube videos 4)Articles critical evaluation 5)Journal club
DrSajil John	2019-20	Introduction to periodontology Defensive mechanisms in the oral cavity Gingival diseases: clinical features of gingivitis	1)Power point presentation 2)Research based discussion 3)You tube videos 4)Articles critical evaluation 5)Journal club
DrShiny Joseph	2019-20	Introduction to periodontium: gingiva Gingival diseases: gingival inflammation and acute gingival	1)Power point presentation 2)Research based discussion 3)You tube videos 4)Articles critical evaluation




		infections Etiology: dental plaque	5)Journal club
DrCini P Moideen	2019-20	Development of periodontium : periodontal ligament Age changes in teeth and periodontal structures and their association with periodontal diseases Gingival diseases: gingival enlargement Etiology : trauma from occlusion Interdisciplinary dentistry : orthodontics	1)Power point presentation 2)Research based discussion 3)You tube videos 4)Articles critical evaluation 5)Journal club
DrAmmu Thomas	2019-20	Development of periodontium : cementum Classification of periodontal diseases Periodontal pocket Interdisciplinary dentistry : conservative dentistry Risk factors	1)Power point presentation 2)Research based discussion 3)You tube videos 4)Articles critical evaluation 5)Journal club
DrMynu	2019-20	Introduction to periodontium:alveolar bone Epidemiology of periodontal diseases Gingival diseases: desquamative gingivitis Etiology : systemic diseases	1)Power point presentation 2)Research based discussion 3)You tube videos 4)Articles critical evaluation 5)Journal club
DrSajil John	2020-21	Introduction to periodontology Defensive mechanisms in the oral cavity	1)Power point presentation 2)Research based discussion 3)You tube videos 4)Articles critical evaluation 5)Journal club
Dr Shiny Joseph	2020-21	Development of periodontium: Gingiva Gingival diseases: Gingival inflammation Gingival diseases: Acute gingival infections Etiology: Dental plaque	1)Power point presentation 2)Research based discussion 3)You tube videos 4)Articles critical evaluation 5)Journal club
DrCini P Moideen	2020-21	Introduction to periodontium: Periodontal ligament Age changes in teeth and periodontal structures and their association with periodontal diseases Gingival diseases: gingival enlargement	1)Power point presentation 2)Research based discussion 3)You tube videos 4)Articles critical evaluation 5)Journal club
DrAnu Mathew	2020-21	Development of periodontium: Cementum Epidemiology of periodontal diseases	1)Power point presentation 2)Research based discussion 3)You tube videos 4)Articles critical evaluation

		<p>Periodontal pockets Etiology : Trauma from occlusion Interdisciplinary dentistry: conservative dentistry Risk factors</p>	<p>5)Journal club</p>
Dr Surya Suprabhan	2020-21	<p>Introduction to periodontium: Alveolar bone Classification of periodontal diseases Gingival diseases : Desquamative gingivitis Interdisciplinary dentistry: Prosthodontics</p>	<p>1)Power point presentation 2)Research based discussion 3)You tube videos 4)Articles critical evaluation 5)Journal club</p>
DrArchana V	2020-21	<p>Etiology : systemic diseases Interdisciplinary dentistry ; orthodontics</p>	<p>1)Power point presentation 2)Research based discussion 3)You tube videos 4)Articles critical evaluation 5)Journal club</p>
DrSajil John	2021-22	<p>Introduction to periodontology Defensive mechanism in the oral cavity Clinical features of gingivitis</p>	<p>1)Power point presentation 2)Research based discussion 3)You tube videos 4)Articles critical evaluation</p>
Dr Shiny Joseph	2021-22	<p>Introduction to periodontium : gingiva Gingival disease : gingival inflammation and acute gingival infection Etiology: dental plaque</p>	<p>1)Power point presentation 2)Research based discussion 3)You tube videos 4)Articles critical evaluation</p>
DrAnu Mathew	2021-22	<p>Introduction to periodontium: periodontal ligament Age changes in teeth and periodontal structures and their association with periodontal disease Gingival diseases : gingival enlargement</p>	<p>1)Power point presentation 2)Research based discussion 3)You tube videos 4)Articles critical evaluation</p>
Dr Surya Suprabhan	2021-22	<p>Development of periodontium: cementum Epidemiology of periodontal diseases Periodontal pocket Etiology : trauma from occlusion Interdisciplinary dentistry : conservative dentistry</p>	<p>1)Power point presentation 2)Research based discussion 3)You tube videos 4)Articles critical evaluation</p>
DrArchana V	2021-22	<p>Introduction to periodontium : alveolar bone Classification of periodontal diseases Gingival diseases : desquamative gingivitis Interdisciplinary dentistry : prosthodontics</p>	<p>1)Power point presentation 2)Research based discussion 3)You tube videos 4)Articles critical evaluation</p>

Prof. Dr. Harvey Thomas MDS
Principal
Al-Azhar Dental College
Thodupuzha - 685 605



HEAD OF THE DEPT.
DEPT OF PERIODONTICS
AL-AZHAR DENTAL COLLEGE
THODUPUZHA - 685 605




DrMazood Ahmed	2021-22	Etiology : systemic diseases Risk factors Interdisciplinary dentistry : orthodontics	1)Power point presentation 2)Research based discussion 3)You tube videos 4)Articles critical evaluation
DrSajil John	2022-23	Introduction to periodontology Defensive mechanisms in the oral cavity Clinical features of gingivitis	1)Power point presentation 2)Research based discussion 3)You tube videos 4)Articles critical evaluation
Dr Surya Suprabhan	2022-23	Introduction to periodontium; gingiva Gingival disease: gingival inflammation and acute gingival infections Etiology : dental plaque Interdisciplinary dentistry: prosthodontics	1)Power point presentation 2)Research based discussion 3)You tube videos 4)Articles critical evaluation
DrAnu Mathew	2022-23	Development of periodontium: cementum Epidemiology of periodontal diseases Etiology : trauma from occlusion Interdisciplinary dentistry : conservative dentistry	1)Power point presentation 2)Research based discussion 3)You tube videos 4)Articles critical evaluation
DrArchana V	2022-23	Etiology: systemic diseases Periodontal pockets Classification of periodontal diseases	1)Power point presentation 2)Research based discussion 3)You tube videos 4)Articles critical evaluation
DrMazood Ahmed	2022-23	Risk factors Interdisciplinary dentistry : orthodontics	1)Power point presentation 2)Research based discussion 3)You tube videos 4)Articles critical evaluation



Prof. Dr. Harvey Thomas MDS
Principal
Al-Azhar Dental College
Thodupuzha - 685 605



HEAD OF THE DEPT.
DEPT OF PERIODONTICS
AL-AZHAR DENTAL COLLEGE
THODUPUZHA - 685 605



ICT ENABLED TOOLS
DEPARTMENT OF CONSERVATIVE DENTISTRY AND ENDODONTICS

NAME OF STAFF	YEAR	TOPIC	ICT ENABLED TOOLS
DrManoj	2018-19	Introduction Introduction to conservative dentistry Nomenclature of dentition Esthetics in dentistry Emergency endodontic procedures	1.Powerpoint presentation 2.Research based discussion
Dr Bobby	2018-19	Biological considerations in use of dental materials Nomenclature of dentition, tooth numbering systems Gnathological concepts of restorations-occlusion Anterior restorations Cast restorations Anatomy of pulp space Endo-perio lesions	1.Journal club 2.Article critical evaluation
DrNishin	2018-19	Dental cements Dental waxes Definition, aim and scope of conservative dentistry and endodontics Tooth preparation for amalgam restorations. Stepwise procedure for class I,II,III,IV,V amalgam restorations.Failure of amalgam restorations Dental caries Isolation of operating field Management of deep carious lesions Composite restorations-recent advances, direct and indirect Access cavity preparation Obturation of root canal system Endodontic surgeries	1. Youtube videos 2.Demonstration videos by department




Harvey
HEAD OF THE DEPT:
DEPT: OF CONSERVATIVE
DENTISTRY & ENDODONTICS
AL-AZHAR DENTAL COLLEGE
THODUPUZHA - 685 605

Prof. Dr. Harvey Thomas MDS
Principal
Al-Azhar Dental College
Thodupuzha - 685 605

Dr Aby	2018-19	Restorative resins Dental ceramics Restoration, definition and objectives Contact and contour of teeth-different methods of teeth separation Matrices, retainers and wedges Treatment planning for restorative procedures Contacts and contour Gingival tissue management Casting Preparation of root canal space – determination of working length Cleaning and shaping Traumatized teeth Re-treatment in endodontics	1. Journal club 2. Article critical evaluation
Dr Moushmi	2018-19	Dental amalgam Dental casting alloys Hand instruments Management of deep carious lesions Preventive measures in restorative practice Amalgam restorations Complex amalgam restorations Alternative methods of tooth preparation-air abrasion, chemomechanical methods, laser Non-carious destruction of tooth structure Disinfection of root canal space Irrigants Intracanal medicaments Discoloured teeth and its management Success and failure of endodontics	1. Youtube videos 2. Demonstration videos by department
Dr Binila	2018-19	Direct filling gold Metals and alloys Dental caries –etiology, classification Finishing and polishing and restorations Armamentarium for tooth preparation Pain control in restorative procedures Dentinal hypersensitivity Minimal invasive dentistry Root caries Direct filling gold restorations Problems during cleaning and shaping of root canals Smear layer and its importance Root resorption	1. Powerpoint presentation 2. Research based discussion



HEAD OF THE DEPT:
DEPT. OF CONSERVATIVE
DENTISTRY & ENDODONTICS
AL-AZHAR DENTAL COLLEGE
THODUPUZHA - 685 605



Prof. Dr. Harvey Thomas MDS
Principal
Al-Azhar Dental College
Thodupuzha - 685 605

Dr Sonia	2018-19	Mechanics of cutting Fundamentals in tooth preparation Chairside positions – patient and operative positions Infection control Composite restorations Ceramic restorations Root canal sealers	1.Youtube videos 2.Demonstration videos by department
DrNoushin	2018-19	Waste disposal Rotary cutting instruments Access cavity and brief introduction of root canal instruments Pulp protection Adhesion to tooth structure Temporization of inter-rim restorations Post endodontic restorations Lasers and microscopes in conservative	1.Powerpoint presentation 2.Article critical evaluation
DrManoj	2019-20	Introduction Introduction to conservative dentistry Nomenclature of dentition Esthetics in dentistry Emergency endodontic procedures	1.Demonstration videos by department 2.Journal club
Dr Bobby	2019-20	Biological considerations in use of dental materials Nomenclature of dentition, tooth numbering systems Gnathological concepts of restorations-occlusion Anterior restorations Cast restorations Anatomy of pulp space Endo-perio lesions	1.Journal club 2.Article critical evaluation
DrNishin	2019-20	Dental cements Dental waxes Definition, aim and scope of conservative dentistry and endodontics Tooth preparation for amalgam restorations. Stepwise procedure for class 1 2 3 4 5 amalgam restorations.failure of amalgam restorations Dental caries Isolation of operating field Management of deep carious lesions Composite restorations-recent advances, direct and indirect Access cavity preparation Obturation of root canal system Endodontic surgeries	1.Youtube videos 2.Demonstration videos by department





HEAD OF THE DEPT:
DEPT. OF CONSERVATIVE
DENTISTRY & ENDODONTICS
AL-AZHAR DENTAL COLLEGE
THODUPUZHA - 685 605




Prof. Dr. Harvey Thomas MDS
Principal
Al-Azhar Dental College
Thodupuzha - 685 605

Dr Aby	2019-20	Restorative resins Dental ceramics Restoration, definition and objectives Contact and contour of teeth-different methods of teeth separation Matrices, retainers and wedges Treatment planning for restorative procedures Contacts and contour Gingival tissue management Casting Preparation of root canal space – determination of working length Cleaning and shaping Traumatized teeth Re-treatment in endodontics	1.Powerpoint presentation 2.Research based discussion
DrMoushmi	2019-20	Dental amalgam Dental casting alloys Hand instruments Management of deep carious lesions Preventive measures in restorative practice Amalgam restorations Complex amalgam restorations Alternative methods of tooth preparation-air abrasion, chemomechanical methods, laser Non-carious destruction of tooth structure Disinfection of root canal space Irrigants Intracanal medicaments Discoloured teeth and its management Success and failure of endodontics	1.Powerpoint presentation 2.Article critical evaluation
DrBinila	2019-20	Direct filling gold Metals and alloys Dental caries –etiology, classification Finishing and polishing and restorations Armamentarium for tooth preparation Pain control in restorative procedures Dentinal hypersensitivity Minimal invasive dentistry Root caries Direct filling gold restorations Problems during cleaning and shaping of root canals Smear layer and its importance Root resorption	1.Youtube videos 2.Demonstration videos by department
Dr Sonia	2019-20	Mechanics of cutting Fundamentals in tooth preparation Chairside positions – patient and operative positions Infection control Composite restorations Ceramic restorations Root canal sealers	1.Journal club 2.Article critical evaluation

Prof. Dr. Harvey Thomas
Principal
Al-Azhar Dental College
Thodupuzha - 685 605




HEAD OF THE DEPT:
DEPT: OF CONSERVATIVE
DENTISTRY & ENDODONTICS
AL-AZHAR DENTAL COLLEGE
THODUPUZHA - 685 605



DrNoushin	2019-20	Waste disposal Rotary cutting instruments Access cavity and brief introduction of root canal instruments Pulp protection Adhesion to tooth structure Temporization of inter-rim restorations Post endodontic restorations Lasers and microscopes in conservative	1.Powerpoint presentation 2.Research based discussion
DrManoj	2020-21	Introduction Introduction to conservative dentistry Nomenclature of dentition Esthetics in dentistry Emergency endodontic procedures	1.Demonstration videos by department 2.Journal club
Dr Bobby	2020-21	Biological considerations in use of dental materials Mechanics of cutting Nomenclature of dentition ,tooth numbering systems Fundamentals in tooth preparation Gnathological concepts of restorations-occlusion Anterior restorations Cast restorations Anatomy of pulp space	1.Powerpoint presentation 2.Article critical evaluation
DrNishin	2020-21	Dental cements Dental waxes Definition,aim and scope of conservative dentistry and endodontics Tooth preparation for amalgam restorations .stepwise procedure for class 1 2 3 4 5 amalgam restorations.failure of amalgam restorations Dental caries Isolation of operating field Management of deep carious lesions Composite restorations Composite restorations-recent advances,direct and indirect Access cavity preparation Obturation of root canal system Endodontic surgeries	1.Youtube videos 2.Demonstration videos by department






Prof. Dr. Harvey Thomas MDS
Principal
Al-Azhar Dental College
Thodupuzha - 685 605

HEAD OF THE DEPT:
DEPT: OF CONSERVATIVE
DENTISTRY & ENDODONTICS
AL-AZHAR DENTAL COLLEGE
THODUPUZHA - 685 605

Dr Aby	2020-21	Restorative resins Dental ceramics Restoration, definition and objectives Contact and contour of teeth-different methods of teeth separation Matrices, retainers and wedges Treatment planning for restorative procedures Infection control Contacts and contour Gingival tissue management Casting Preparation of root canal space – determination of working length Cleaning and shaping Traumatized teeth Re-treatment in endodontics	1. Journal club 2. Article critical evaluation
Dr Moushmi	2020-21	Dental amalgam Dental casting alloys Hand instruments Management of deep carious lesions Preventive measures in restorative practice Amalgam restorations Complex amalgam restorations Alternative methods of tooth preparation-air abrasion, chemomechanical methods, laser Non-carious destruction of tooth structure Disinfection of root canal space Irrigants Intracanal medicaments Discoloured teeth and its management Success and failure of endodontics Endo-perio lesions	1. Youtube videos 2. Demonstration videos by department
Dr Binila	2020-21	Direct filling gold Metals and alloys Dental caries – etiology, classification Finishing and polishing and restorations Chairside positions-patients and operator positions Armamentarium for tooth preparation Pain control in restorative procedures Dentinal hypersensitivity Minimal invasive dentistry Root caries Direct filling gold restorations Problems during cleaning and shaping of root canals Smear layer and its importance Root resorption Lasers and microscopes in conservative	1. Powerpoint presentation 2. Article critical evaluation





HEAD OF THE DEPT:
DEPT: OF CONSERVATIVE
DENTISTRY & ENDODONTICS
AL-AZHAR DENTAL COLLEGE
THODUPUZHA - 685 605



Prof. Dr. Harvey Thomas MDS
Principal
Al-Azhar Dental College
Thodupuzha - 685 605

Dr Sonia	2020-21	Root canal sealers	1.Powerpoint presentation 2.Research based discussion
DrNoushin	2020-21	Waste disposal Rotary cutting instruments Access cavity and brief introduction of root canal instruments Pulp protection Adhesion to tooth structure Temporization of inter-rim restorations Ceramic restorations Post endodontic restorations	1.Journal club 2.Article critical evaluation
DrManoj	2021-22	Introduction Introduction to conservative dentistry Nomenclature of dentition Esthetics in dentistry Emergency endodontic procedures	1.Youtube videos 2.Demonstration videos by department
Dr Bobby	2021-22	Biological considerations in use of dental materials Nomenclature of dentition,tooth numbering systems Gnathological concepts of restorations-occlusion Anterior restorations Cast restorations Anatomy of pulp space Endo-perio lesions	1.Powerpoint presentation 2.Article critical evaluation
DrNishin	2021-22	Dental cements Dental waxes Definition, aim and scope of conservative dentistry and endodontics Tooth preparation for amalgam restorations. Stepwise procedure for class 1 2 3 4 5 amalgam restorations.failure of amalgam restorations Dental caries Isolation of operating field Management of deep carious lesions Composite restorations-recent advances, direct and indirect Access cavity preparation Obturation of root canal system Endodontic surgeries	1.Demonstration videos by department 2.Journal club



Prof. Dr. Harvey Thomas BDS
Principal
Al-Azhar Dental College
Thodupuzha - 685 605



Harvey



HEAD OF THE DEPT:
DEPT: OF CONSERVATIVE
DENTISTRY & ENDODONTICS
AL-AZHAR DENTAL COLLEGE
THODUPUZHA - 685 605

Dr Aby	2021-22	Restorative resins Dental ceramics Restoration, definition and objectives Contact and contour of teeth-different methods of teeth separation Matrices, retainers and wedges Treatment planning for restorative procedures Contacts and contour Gingival tissue management Casting Preparation of root canal space – determination of working length Cleaning and shaping Traumatized teeth Re-treatment in endodontics	1. Youtube videos 2. Demonstration videos by department
Dr Moushmi	2021-22	Dental amalgam Dental casting alloys Hand instruments Management of deep carious lesions Preventive measures in restorative practice Amalgam restorations Complex amalgam restorations Alternative methods of tooth preparation-air abrasion, chemomechanical methods, laser Non-carious destruction of tooth structure Disinfection of root canal space Irrigants Intracanal medicaments Discoloured teeth and its management Success and failure of endodontics	1. Powerpoint presentation 2. Research based discussion
Dr Binila	2021-22	Direct filling gold Metals and alloys Dental caries – etiology, classification Finishing and polishing and restorations Armamentarium for tooth preparation Pain control in restorative procedures Dentinal hypersensitivity Minimal invasive dentistry Root caries Direct filling gold restorations Problems during cleaning and shaping of root canals Smear layer and its importance Root resorption	1. Journal club 2. Article critical evaluation
Dr Sonia	2021-22	Mechanics of cutting Fundamentals in tooth preparation Chairside positions – patient and operative positions Infection control Composite restorations Ceramic restorations Root canal sealers	1. Youtube videos 2. Demonstration videos by department

Prof. Dr. Harvey Thomas
Principal
Al-Azhar Dental College
Thodupuzha - 685 605



HEAD OF THE DEPT:
DEPT. OF CONSERVATIVE
DENTISTRY & ENDODONTICS
AL-AZHAR DENTAL COLLEGE



DrNoushin	2021-22	Waste disposal Rotary cutting instruments Access cavity and brief introduction of root canal instruments Pulp protection Adhesion to tooth structure Temporization of inter-rim restorations Post endodontic restorations Lasers and microscopes in conservative	1.Powerpoint presentation 2.Article critical evaluation
DrManoj	2021-22	Introduction Introduction to conservative dentistry Nomenclature of dentition Esthetics in dentistry Emergency endodontic procedures	1.Powerpoint presentation 2.Research based discussion
DrNishin	2021-22	Biological considerations in use of dental materials Dental cements Dental waxes Definition, aim and scope of conservative dentistry and endodontics Tooth preparation for amalgam restorations. Stepwise procedure for class 1 2 3 4 5 amalgam restorations.failure of amalgam restorations Gnathological concepts of restorations-occlusion Dental caries Isolation of operating field Management of deep carious lesions Composite restorations-recent advances, direct and indirect Access cavity preparation Obturation of root canal system Endodontic surgeries	1.Demonstration videos by department 2.Journal club
Dr Aby	2021-22	Restorative resins Mechanics of cutting Nomenclature of dentition, tooth numbering systems Restoration, definition and objectives Contact and contour of teeth-different methods of teeth separation Matrices, retainers and wedges Treatment planning for restorative procedures Pain control in restorative procedures Contacts and contour Gingival tissue management Cast restorations Preparation of root canal space – determination of working length Cleaning and shaping Traumatized teeth Re-treatment in endodontics	1.Youtube videos 2.Demonstration videos by department

HEAD OF THE DEPT:
DEPT: OF CONSERVATIVE
DENTISTRY & ENDODONTICS
AL-AZHAR DENTAL COLLEGE
THODUPUZHA - 685 605



Prof. Dr. Harvey Thomas MDS
Principal
Al-Azhar Dental College
Thodupuzha - 685 605

DrMoushmi	2021-22	Dental amalgam Dental casting alloys Hand instruments Management of deep carious lesions Access cavity and brief introduction of root canal instruments Preventive measures in restorative practice Amalgam restorations Complex amalgam restorations Alternative methods of tooth preparation-air abrasion, chemomechanical methods, laser Temporization of inter-rim restorations Non-carious destruction of tooth structure Disinfection of root canal space Irrigants Intracanal medicaments Discoloured teeth and its management Success and failure of endodontics Endo-perio lesions	1.Journal club 2.Article critical evaluation
DrBinila	2021-22	Direct filling gold Dental caries –etiology, classification Finishing and polishing and restorations Chairside positions – patient and operative positions Armamentarium for tooth preparation Pulp protection Dentinal hypersensitivity Minimal invasive dentistry Casting Direct filling gold restorations Problems during cleaning and shaping of root canals Smear layer and its importance Root resorption Lasers and microscopes in conservative	1.Powerpoint presentation 2.Research based discussion
Dr Beulah	2021-22	Waste disposal Rotary cutting instruments Fundamentals in tooth preparation Infection control Adhesion to tooth structure Anterior restorations Composite restorations Root caries Ceramic restorations Obturation of root canal system Root canal sealers	1.Youtube videos 2.Demonstration videos by department
DrManoj	2022-23	Introduction Introduction to conservative dentistry Nomenclature of dentition Esthetics in dentistry Emergency endodontic procedures	1.Journal club 2.Article critical evaluation

Prof. Dr. Harvey Thomas
Principal
Al-Azhar Dental College
Thodupuzha - 685 605

HEAD OF THE DEPT:
DEPT: OF CONSERVATIVE
DENTISTRY & ENDODONTICS
AL-AZHAR DENTAL COLLEGE
THODUPUZHA - 685 605



DrNishin	2022-23	<p>Biological considerations in use of dental materials</p> <p>Dental cements</p> <p>Dental waxes</p> <p>Definition, aim and scope of conservative dentistry and endodontics</p> <p>Tooth preparation for amalgam restorations. Stepwise procedure for class 1 2 3 4 5 amalgam restorations.failure of amalgam restorations</p> <p>Gnathological concepts of restorations-occlusion</p> <p>Dental caries</p> <p>Isolation of operating field</p> <p>Management of deep carious lesions</p> <p>Composite restorations-recent advances, direct and indirect</p> <p>Anatomy of pulp space</p> <p>Access cavity preparation</p> <p>Endodontic surgeries</p>	<p>1.Powerpoint presentation</p> <p>2.Article critical evaluation</p>
Dr Aby	2022-23	<p>Restorative resins</p> <p>Mechanics of cutting</p> <p>Nomenclature of dentition, tooth numbering systems</p> <p>Restoration, defenition and objectives</p> <p>Matrices, retainers and wedges</p> <p>Treatment planning for restorative procedures</p> <p>Pain control in restorative procedures</p> <p>Contacts and contour</p> <p>Gingival tissue management</p> <p>Cast restorations</p> <p>Preparation of root canal space – determination of working length</p> <p>Cleaning and shaping</p> <p>Traumatized teeth</p> <p>Re-treatment in endodontics</p>	<p>1.Powerpoint presentation</p> <p>2.Research based discussion</p>
DrMoushmi	2022-23	<p>Dental amalgam</p> <p>Management of deep carious lesions</p> <p>Access cavity and brief introduction of root canal instruments</p> <p>Preventive measures in restorative practice</p> <p>Amalgam restorations</p> <p>Complex amalgam restorations</p> <p>Alternative methods of tooth preparation-air abrasion, chemomechanical methods, laser</p> <p>Temporization of inter-rim restorations</p> <p>Non-carious destruction of tooth structure</p> <p>Disinfection of root canal space</p> <p>Irrigants</p> <p>Intracanal medicaments</p> <p>Discoloured teeth and its management</p> <p>Success and failure of endodontics</p> <p>Endo-perio lesions</p>	<p>1.Youtube videos</p> <p>2.Demonstration videos by department</p>

Prof. Dr. Harvey Thomas M.D.S
Principal
Al-Azhar Dental College
Thodupuzha - 685 605



HEAD OF THE DEPT:
DEPT: OF CONSERVATIVE
DENTISTRY & ENDODONTICS
AL-AZHAR DENTAL COLLEGE
THODUPUZHA - 685 605



DrBinila	2022-23	Direct filling gold Dental caries –etiology, classification Finishing and polishing and restorations Armamentarium for tooth preparation Pulp protection Dentinal hypersensitivity Minimal invasive dentistry Casting Direct filling gold restorations Problems during cleaning and shaping of root canals Smear layer and its importance Root resorption Lasers and microscopes in conservative	1. Journal club 2. Article critical evaluation
Dr Shreya	2022-23	Metals and alloys Hand instruments Rotary cutting instruments Chairside positions-patient and operator position	1. Powerpoint presentation 2. Research based discussion
Dr Albert	2022-23	Waste disposal Dental ceramics Tooth preparation for amalgam restorations. Stepwise procedure for class 1 2 3 4 5 amalgam restorations. failure of amalgam restorations Contact and contour of teeth - different methods of teeth separation Infection control Adhesion to tooth structure Composite restorations Ceramic restorations Obturation of root canal system Re-treatment in endodontics	1. Powerpoint presentation 2. Research based discussion
DrSreekala	2022-23	Mechanics of cutting Dental caries –etiology, classification Fundamentals in tooth preparation Management of deep carious lesions Gingival tissue management Anterior restorations Temporization of inter-rim restorations Root caries Root canal sealers Post endodontic restorations	1. Journal club 2. Article critical evaluation




Prof. Dr. Harvey Thomas
Principal
Al-Azhar Dental College
Thodupuzha - 685 605



[Handwritten Signature]

HEAD OF THE DEPT:
DEPT. OF CONSERVATIVE
DENTISTRY & ENDODONTICS
AL-AZHAR DENTAL COLLEGE
THODUPUZHA - 685 605



ICT ENABLED TOOLS
DEPARTMENT OF PUBLIC HEALTH DENTISTRY

NAME OF STAFF	YEAR	TOPIC	ICT ENABLED TOOLS
Dr. Vinayaka	2018-19	PLANNING AND EVALUATION I PLANNING AND EVALUATION II AIR POLLUTION HEALTH CARE DELIVERY SYSTEM PRIMARY HEALTH CARE	1)Powerpoint presentation 2)Research based discussion
DrZaheer	2018-19	COMMUNITY HEALTH CENTRES HEALTH AGENCIES INTRODUCTION TO INDICES DENTAL CARIES INDICES PERIODONTAL INDICES FLOURIDE INDICES OCCUPATIONAL HAZARDS IN DENTISTRY- PHYSICAL AND CHEMICAL OCCUPATIONAL HAZARDS IN DENTISTRY- BIO AND PSYCHO ESTABLISHMENT OF DENTAL CARIES MOBILE DENTAL CLINIC	1)Powerpoint presentation 2)Research based discussion
DrTency	2018-19	DENTAL ECONOMICS GENERAL EPIDEMIOLOGY I GENERAL EPIDEMIOLOGY II ETHICS IN MEDICINE AND DENTISTRY PUBLIC HEALTH DENTISTRY I PUBLIC HEALTH DENTISTRY II DENTAL CARIES PERIODONTAL DISEASES ORAL CANCER MALOCCLUSION SURVEY PROCEDURE IN DENTISTRY I SURVEY PROCEDURE IN DENTISTRY II DENTAL MAN POWER SCHOOL ORAL HEALTH PROGRAMME I SCHOOL ORAL HEALTH PROGRAMME II	1)Powerpoint presentation 2)Research based discussion



Prof. Dr. Harvey Thomas
Principal
Al-Azhar Dental College
Thodupuzha - 685 605

HEAD OF THE DEPT.
DEPT. OF PUBLIC HEALTH
DENTISTRY
AL-AZHAR DENTAL COLLEGE
THODUPUZHA - 685 605




DrVinayaka	2018-19	FINANCE IN DENTAL CARE FINANCE IN DENTAL CARE RESEARCH METHODOLOGY AND BIostatISTICS PIT AND FISSURE SEALANT,ART RCT, COPRA IDA, DCI WATER PURIFICATION, FILTERS FLOURIDES- DELIVERY METHODS,TOXICITY,DEFLUORIDATION NUTRITION AND ORAL HEALTH HEALTH CARE DELIVERY PIT AND FISSURE SEALANTS ETHICAL PRINCIPLES WASTE MANAGEMENT BIOMEDICAL WASTE MANAGEMENT DO'S AND DONT'S FOR HEALTH PROFESSIONALS,CONSENT,PROFESSIONAL NEGLIGENCE	1)Powerpoint presentation 2)Journal club
DrZaheer	2019-20	PLANNING AND EVALUATION I PLANNING AND EVALUATION II AIR POLLUTION HEALTH CARE DELIVERY SYSTEM PRIMARY HEALTH CARE	1)Powerpoint presentation 2)Article critical evaluation
DrTency	2019-20	COMMUNITY HEALTH CENTRES HEALTH AGENCIES INTRODUCTION TO INDICES DENTAL CARIES INDICES PERIODONTAL INDICES FLOURIDE INDICES OCCUPATIONAL HAZARDS IN DENTISTRY- PHYSICAL AND CHEMICAL OCCUPATIONAL HAZARDS IN DENTISTRY- BIO AND PSYCHO ESTABLISHMENT OF DENTAL CARIES MOBILE DENTAL CLINIC	1)Powerpoint presentation 2)Youtube videos



Prof. Dr. Harvey Thomas MDS
Principal
Al-Azhar Dental College
Thodupuzha - 685 605

HEAD OF THE DEPT.
DEPT. OF PUBLIC HEALTH
DENTISTRY
AL-AZHAR DENTAL COLLEGE
THODUPUZHA - 685 605



DrVinayaka	2019-20	DENTAL ECONOMICS GENERAL EPIDEMIOLOGY I GENERAL EPIDEMIOLOGY II ETHICS IN MEDICINE AND DENTISTRY PUBLIC HEALTH DENTISTRY I PUBLIC HEALTH DENTISTRY II DENTAL CARIES PERIODONTAL DISEASES ORAL CANCER MALOCCLUSION SURVEY PROCEDURE IN DENTISTRY I SURVEY PROCEDURE IN DENTISTRY II DENTAL MAN POWER SCHOOL ORAL HEALTH PROGRAMME I SCHOOL ORAL HEALTH PROGRAMME II	1)Powerpoint presentation 2)Research based discussion
DrZaheer	2019-20	FINANCE IN DENTAL CARE FINANCE IN DENTAL CARE RESEARCH METHODOLOGY AND BIOSTATISTICS PIT AND FISSURE SEALANT,ART RCT, COPRA IDA, DCI WATER PURIFICATION, FILTERS FLOURIDES- DELIVERY METHODS,TOXICITY,DEFLUORIDATION NUTRITION AND ORAL HEALTH HEALTH CARE DELIVERY PIT AND FISSURE SEALANTS ETHICAL PRINCIPLES WASTE MANAGEMENT BIOMEDICAL WASTE MANAGEMENT DO'S AND DONT'S FOR HEALTH PROFESSIONALS,CONSENT,PROFESSIONAL NEGLIGENCE	1)Powerpoint presentation 2)Demonstration videos by department
DrTency	2020-21	PLANNING AND EVALUATION I PLANNING AND EVALUATION II AIR POLLUTION HEALTH CARE DELIVERY SYSTEM PRIMARY HEALTH CARE	1)Powerpoint presentation 2)Article critical evaluation



Prof. Dr. Harvey Thomas MDS
Principal
Al-Azhar Dental College
Thodupuzha - 685 605



HEAD OF THE DEPT.
DEPT. OF PUBLIC HEALTH
DENTISTRY
AL-AZHAR DENTAL COLLEGE
THODUPUZHA - 685 605




DrVinayaka	2020-21	COMMUNITY HEALTH CENTRES HEALTH AGENCIES INTRODUCTION TO INDICES DENTAL CARIES INDICES PERIODONTAL INDICES FLOURIDE INDICES OCCUPATIONAL HAZARDS IN DENTISTRY- PHYSICAL AND CHEMICAL OCCUPATIONAL HAZARDS IN DENTISTRY- BIO AND PSYCHO ESTABLISHMENT OF DENTAL CARIES MOBILE DENTAL CLINIC	1)Powerpoint presentation 2)Article critical evaluation
DrZaheer	2020-21	DENTAL ECONOMICS GENERAL EPIDEMIOLOGY I GENERAL EPIDEMIOLOGY II ETHICS IN MEDICINE AND DENTISTRY PUBLIC HEALTH DENTISTRY I PUBLIC HEALTH DENTISTRY II DENTAL CARIES PERIODONTAL DISEASES ORAL CANCER MALOCCLUSION SURVEY PROCEDURE IN DENTISTRY I SURVEY PROCEDURE IN DENTISTRY II DENTAL MAN POWER SCHOOL ORAL HEALTH PROGRAMME I SCHOOL ORAL HEALTH PROGRAMME II	1)Powerpoint presentation 2)Research based discussion
DrTency	2020-21	FINANCE IN DENTAL CARE FINANCE IN DENTAL CARE RESEARCH METHODOLOGY AND BIostatISTICS PIT AND FISSURE SEALANT,ART RCT, COPRA IDA, DCI WATER PURIFICATION, FILTERS FLOURIDES- DELIVERY METHODS,TOXICITY,DEFLUORIDATION NUTRITION AND ORAL HEALTH HEALTH CARE DELIVERY PIT AND FISSURE SEALANTS ETHICAL PRINCIPLES WASTE MANAGEMENT BIOMEDICAL WASTE MANAGEMENT DO'S AND DONT'S FOR HEALTH PROFESSIONALS,CONSENT,PROFESSIONAL NEGLIGENCE	1)Powerpoint presentation 2)Journal club



Prof. Dr. Harvey Thomas MDS
Principal
Al-Azhar Dental College
Thodupuzha - 685 605



HEAD OF THE DEPT.
DEPT. OF PUBLIC HEALTH
DENTISTRY
AL-AZHAR DENTAL COLLEGE
THODUPUZHA - 685 605



DrVinayaka	2021-22	PLANNING AND EVALUATION I PLANNING AND EVALUATION II AIR POLLUTION HEALTH CARE DELIVERY SYSTEM PRIMARY HEALTH CARE	1)Article critical evaluation 2)Youtube videos
DrZaheer	2021-22	COMMUNITY HEALTH CENTRES HEALTH AGENCIES INTRODUCTION TO INDICES DENTAL CARIES INDICES PERIODONTAL INDICES FLOURIDE INDICES OCCUPATIONAL HAZARDS IN DENTISTRY- PHYSICAL AND CHEMICAL OCCUPATIONAL HAZARDS IN DENTISTRY- BIO AND PSYCHO ESTABLISHMENT OF DENTAL CARIES MOBILE DENTAL CLINIC	1)Youtube videos 2)Demonstration videos by department
DrTency	2021-22	DENTAL ECONOMICS GENERAL EPIDEMIOLOGY I GENERAL EPIDEMIOLOGY II ETHICS IN MEDICINE AND DENTISTRY PUBLIC HEALTH DENTISTRY I PUBLIC HEALTH DENTISTRY II DENTAL CARIES PERIODONTAL DISEASES ORAL CANCER MALOCCLUSION SURVEY PROCEDURE IN DENTISTRY I SURVEY PROCEDURE IN DENTISTRY II DENTAL MAN POWER SCHOOL ORAL HEALTH PROGRAMME I SCHOOL ORAL HEALTH PROGRAMME II	1)Research based discussion 2)Journal club




Prof. Dr. Harvey Thomas MDS
Principal
Al-Azhar Dental College
Thodupuzha - 685 605

HEAD OF THE DEPT.
DEPT. OF PUBLIC HEALTH
DENTISTRY
AL-AZHAR DENTAL COLLEGE
THODUPUZHA - 685 605




DrVinayaka	2021-22	FINANCE IN DENTAL CARE FINANCE IN DENTAL CARE RESEARCH METHODOLOGY AND BIostatISTICS PIT AND FISSURE SEALANT,ART RCT, COPRA IDA, DCI WATER PURIFICATION, FILTERS FLOURIDES- DELIVERY METHODS,TOXICITY,DEFLUORIDATION NUTRITION AND ORAL HEALTH HEALTH CARE DELIVERY PIT AND FISSURE SEALANTS ETHICAL PRINCIPLES WASTE MANAGEMENT BIOMEDICAL WASTE MANAGEMENT DO'S AND DONT'S FOR HEALTH PROFESSIONALS,CONSENT,PROFESSIONAL NEGLIGENCE	1)Article critical evaluation 2)Youtube videos
DrPallavi	2022-23	PLANNING AND EVALUATION I PLANNING AND EVALUATION II AIR POLLUTION HEALTH CARE DELIVERY SYSTEM PRIMARY HEALTH CARE	1)Journal club 2)Article critical evaluation
DrBharath	2022-23	COMMUNITY HEALTH CENTRES HEALTH AGENCIES INTRODUCTION TO INDICES DENTAL CARIES INDICES PERIODONTAL INDICES FLOURIDE INDICES OCCUPATIONAL HAZARDS IN DENTISTRY- PHYSICAL AND CHEMICAL OCCUPATIONAL HAZARDS IN DENTISTRY- BIO AND PSYCHO ESTABLISHMENT OF DENTAL CARIES MOBILE DENTAL CLINIC	1)Research based discussion 2)Journal club



Prof. Dr. Harvey Thomas MDS
Principal
Al-Azhar Dental College
Thodupuzha - 685 605



P. J. Thomas
HEAD OF THE DEPT.
DEPT. OF PUBLIC HEALTH
DENTISTRY
AL-AZHAR DENTAL COLLEGE
THODUPUZHA - 685 605



DrPrejitha	2022-23	DENTAL ECONOMICS GENERAL EPIDEMIOLOGY I GENERAL EPIDEMIOLOGY II ETHICS IN MEDICINE AND DENTISTRY PUBLIC HEALTH DENTISTRY I PUBLIC HEALTH DENTISTRY II DENTAL CARIES PERIODONTAL DISEASES ORAL CANCER MALOCCLUSION SURVEY PROCEDURE IN DENTISTRY I SURVEY PROCEDURE IN DENTISTRY II DENTAL MAN POWER SCHOOL ORAL HEALTH PROGRAMME I SCHOOL ORAL HEALTH PROGRAMME II	1)Journal club 2)Article critical evaluation
DrTency	2022-23	FINANCE IN DENTAL CARE FINANCE IN DENTAL CARE RESEARCH METHODOLOGY AND BIOSTATISTICS PIT AND FISSURE SEALANT,ART RCT, COPRA IDA, DCI WATER PURIFICATION, FILTERS FLOURIDES- DELIVERY METHODS,TOXICITY,DEFLUORIDATION NUTRITION AND ORAL HEALTH HEALTH CARE DELIVERY PIT AND FISSURE SEALANTS ETHICAL PRINCIPLES WASTE MANAGEMENT BIOMEDICAL WASTE MANAGEMENT DO'S AND DONT'S FOR HEALTH PROFESSIONALS,CONSENT,PROFESSIONAL NEGLIGENCE	1)Youtube videos 2)Demonstration videos by department



Prof. Dr. Harvey Thomas MDS
Principal
Al-Azhar Dental College
Thodupuzha -685 605



R. Jha
HEAD OF THE DEPT.
DEPT. OF PUBLIC HEALTH
DENTISTRY
AL-AZHAR DENTAL COLLEGE
THODUPUZHA - 685 605



ICT ENABLED TOOLS

PEDIATRIC AND PREVENTIVE DENTISTRY

NAME OF STAFF	YEAR	TOPIC	ICT ENABLED TOOLS
Dr.Renu	2018-2019	Introduction to Paediatric and Preventive Dentistry Definition, Scope, Objectives and Importance	1)Power point presentation
Dr Tinu	2018-2019	Dental Anatomy and Histology Chronology of Eruption of teeth Differences between primary and permanent teeth Eruption disorders and their management including teething, ectopic eruption, ankylosis Importance of first permanent molar	1)Power point presentation
Dr Renu	2018-2019	Growth and Development (will be covered by Department of Orthodontics also) Importance of study of growth and development in Pedodontics Prenatal and postnatal factors in growth and development Theories of growth and development Methods to measure growth Development of maxilla and mandible and age related changes	1)Power point presentation
Dr Tinu	2018-2019	Development of occlusion from birth to adolescence Mouth of neonate, gum pads Primary Dentition period Mixed dentition period Establishment of occlusion Study of variation and abnormalities	1)Power point presentation
Dr Renu	2018-2019	Case history recording Principles of history taking, examination, investigations, diagnosis and treatment planning	1)Power point presentation
Dr Tinu	2018-2019	Child Psychology Definition Importance of understanding Child Psychology in Pedodontics Theories Psychological development from birth through adolescence Dental fear, anxiety and their management, types of cry	1)Power point presentation


Prof. Dr. Harvey Thomas
Principal
Al-Azhar Dental College
Thodupuzha -685 605




HEAD OF THE DEPT.:
DEPT. OF PEDODONTICS
AL-AZHAR DENTAL COLLEGE
THODUPUZHA -685 605

		Application of Psychology principles in management of child patients in the dental office Psychological disorders including anorexia, bulimia Child abuse and neglect	
Dr Renu	2018-2019	Behaviour management Definition Classification and types of behaviour Factors influencing child behaviour Non-Pharmacologic management of behaviour Pharmacologic management of behaviour- Conscious sedation including nitrous oxide- oxygen inhalational anaesthesia Pharmacological principles in Paediatric Dentistry- drug dosage formulae Analgesics, anti-inflammatory and antibiotics commonly prescribed for children	1)Power point presentation
Dr Renu	2019-2020	Introduction to Paediatric and Preventive Dentistry Definition, Scope, Objectives and Importance	1)Power point presentation
Dr Tinu	2019-2020	Dental Anatomy and Histology Chronology of Eruption of teeth Differences between primary and permanent teeth Eruption disorders and their management including teething, ectopic eruption, ankylosis Importance of first permanent molar	1)Power point presentation
Dr Renu	2019-2020	Growth and Development (will be covered by Department of Orthodontics also) Importance of study of growth and development in Pedodontics Prenatal and postnatal factors in growth and development Theories of growth and development	1)Power point presentation


Prof. Dr. Harvey Thomas MDS
Principal
Al-Azhar Dental College
Thodupuzha - 685 605



		Methods to measure growth Development of maxilla and mandible and age-related changes	
Dr Tinu	2019-2020	Development of occlusion from birth to adolescence Mouth of neonate, gum pads Primary Dentition period Mixed dentition period Establishment of occlusion Study of variation and abnormalities	1)Power point presentation
Dr Renu	2019-2020	Case history recording Principles of history taking, examination, investigations, diagnosis and treatment planning	1)Power point presentation
Dr Tinu	2019-2020	Child Psychology Definition Importance of understanding Child Psychology in Pedodontics Theories Psychological development from birth through adolescence Dental fear, anxiety and their management, types of cry Application of Psychology principles in management of child patients in the dental office Psychological disorders including anorexia, bulimia Child abuse and neglect	1)Power point presentation
Dr Renu	2019-2020	Behaviour management Definition Classification and types of behaviour Factors influencing child behaviour non-Pharmacologic management of behaviour Pharmacologic management of behaviour- Conscious sedation including nitrous oxide- oxygen inhalational anaesthesia Pharmacological principles in Paediatric Dentistry- drug dosage formulae Analgesics, anti-inflammatory and	1)Power point presentation



Prof. Dr. Harvey Thomas MDS
 Principal
 Al-Azhar Dental College
 Thodupuzha - 685 605




HEAD OF THE DEPT:
 DEPT: OF PEDODONTICS
 AL-AZHAR DENTAL COLLEGE
 THODUPUZHA - 685 605


		antibiotics commonly prescribed for children	
Dr Renu	2020-2021	Introduction to Paediatric and Preventive Dentistry Definition, Scope, Objectives and Importance	1)Power point presentation
Dr Tinu	2020-2021	Dental Anatomy and Histology Chronology of Eruption of teeth Differences between primary and permanent teeth Eruption disorders and their management including teething, ectopic eruption, ankylosis Importance of first permanent molar	1)Power point presentation
Dr Sharon	2020-2021	Growth and Development (will be covered by Department of Orthodontics also) Importance of study of growth and development in Pedodontics Prenatal and postnatal factors in growth and development Theories of growth and development Methods to measure growth Development of maxilla and mandible and age-related changes	1)Power point presentation
Dr Renu	2020-2021	Development of occlusion from birth to adolescence Mouth of neonate, gum pads Primary Dentition period Mixed dentition period Establishment of occlusion Study of variation and abnormalities	1)Power point presentation
Dr Tinu	2020-2021	Case history recording Principles of history taking, examination, investigations, diagnosis and treatment planning	1)Power point presentation
Dr Sharon	2020-2021	Child Psychology Definition Importance of understanding Child Psychology in Pedodontics Theories Psychological development from birth through adolescence	1)Power point presentation

Prof. Dr. Harvey Thomas MDS
Principal
Al-Azhar Dental College
Thodupuzha - 685 605



HEAD OF THE DEPT:
DEPT. OF PEDODONTICS
AL-AZHAR DENTAL COLLEGE
THODUPUZHA - 685 605

		Dental fear, anxiety and their management, types of cry Application of Psychology principles in management of child patients in the dental office Psychological disorders including anorexia, bulimia Child abuse and neglect	
Dr Renu	2020-21	Behaviour management Definition Classification and types of behaviour Factors influencing child behaviour non-Pharmacologic management of behaviour Pharmacologic management of behaviour- Conscious sedation including nitrous oxide- oxygen inhalational anaesthesia Pharmacological principles in Paediatric Dentistry- drug dosage formulae Analgesics, anti-inflammatory and antibiotics commonly prescribed for children	1)Power point presentation
Dr Renu	2021-2022	Introduction to Paediatric and Preventive Dentistry Definition, Scope, Objectives and Importance	1)Power point presentation
Dr Tinu	2021-2022	Dental Anatomy and Histology Chronology of Eruption of teeth Differences between primary and permanent teeth Eruption disorders and their management including teething, ectopic eruption, ankylosis Importance of 'first permanent molar	1)Power point presentation
Dr Sharon	2021-2022	Growth and Development (will be covered by Department of Orthodontics also) Importance of study of growth and development in Pedodontics Prenatal and postnatal factors in growth and development Theories of growth and	1)Power point presentation




		development Methods to measure growth Development of maxilla and mandible and age-related changes	
Dr Renu	2021-2022	Development of occlusion from birth to adolescence Mouth of neonate, gum pads Primary Dentition period Mixed dentition period Establishment of occlusion Study of variation and abnormalities	1)Power point presentation
Dr Tinu	2021-2022	Case history recording Principles of history taking, examination, investigations, diagnosis and treatment planning	1)Power point presentation
Dr Sharon	2021-2022	Child Psychology Definition Importance of understanding Child Psychology in Pedodontics Theories Psychological development from birth through adolescence Dental fear, anxiety and their management, types of cry Application of Psychology principles in management of child patients in the dental office Psychological disorders including anorexia, bulimia Child abuse and neglect	1)Power point presentation
Dr Renu	2021-2022	Behaviour management Definition Classification and types of behaviour Factors influencing child behaviour non-Pharmacologic management of behaviour Pharmacologic management of behaviour- Conscious sedation including nitrous oxide- oxygen inhalational anaesthesia Pharmacological principles in Paediatric Dentistry- drug dosage formulae	1)Power point presentation

Prof. Dr. Harvey Thomas MDS
Principal
Al-Azhar Dental College
Thodupuzha - 685 605




HEAD OF THE DEPT.
DEPT. OF PEDODONTICS
AL-AZHAR DENTAL COLLEGE
THODUPUZHA - 685 605




		Analgesics, anti-inflammatory and antibiotics commonly prescribed for children	
Dr Renu	2022-2023	Introduction to Paediatric and Preventive Dentistry Definition, Scope, Objectives and Importance	1)Power point presentation
Dr Sharon	2022-2023	Dental Anatomy and Histology Chronology of Eruption of teeth Differences between primary and permanent teeth Eruption disorders and their management including teething, ectopic eruption, ankylosis Importance of first permanent molar	1)Power point presentation
Dr Stacey	2022-2023	Growth and Development (will be covered by Department of Orthodontics also) Importance of study of growth and development in Pedodontics Prenatal and postnatal factors in growth and development Theories of growth and development Methods to measure growth Development of maxilla and mandible and age-related changes	1)Power point presentation
Dr Renu	2022-2023	Development of occlusion from birth to adolescence Mouth of neonate, gum pads Primary Dentition period Mixed dentition period Establishment of occlusion Study of variation and abnormalities	1)Power point presentation
Dr Sharon	2022-2023	Case history recording Principles of history taking, examination, investigations, diagnosis and treatment planning	1)Power point presentation
Dr Stacey	2022-2023	Child Psychology Definition Importance of understanding Child Psychology in Pedodontics	1)Power point presentation

Prof. Dr. Harvey Thomas MDS
Principal
Al-Azhar Dental College
Thodupuzha - 685 605



HEAD OF THE DEPT.
DEPT. OF PEDODONTICS
AL-AZHAR DENTAL COLLEGE
THODUPUZHA - 685 605



		<p>Theories</p> <p>Psychological development from birth through adolescence</p> <p>Dental fear, anxiety and their management, types of cry</p> <p>Application of Psychology principles in management of child patients in the dental office</p> <p>Psychological disorders including anorexia, bulimia</p> <p>Child abuse and neglect</p>	
Dr Renu	2022-2023	<p>Behaviour management</p> <p>Definition</p> <p>Classification and types of behaviour</p> <p>Factors influencing child behaviour</p> <p>non-Pharmacologic management of behaviour</p> <p>Pharmacologic management of behaviour-</p> <p>Conscious sedation including nitrous oxide- oxygen inhalational anaesthesia</p> <p>Pharmacological principles in Paediatric Dentistry- drug dosage formulae</p> <p>Analgesics, anti-inflammatory and antibiotics commonly prescribed for children</p>	1)Power point presentation



Prof. Dr. Harvey Thomas MDS
Principal
Al-Azhar Dental College
Thodupuzha - 685 605



HEAD OF THE DEPT:
DEPT: OF PEDODONTICS
AL-AZHAR DENTAL COLLEGE
THODUPUZHA - 685 605




ICT ENABLED TOOLS
DEPARTMENT OF ORAL PATHOLOGY AND ORAL MICROBIOLOGY

NAME OF STAFF	YEAR	TOPIC	ICT ENABLED TOOLS
Dr. Girija k p	FIRST YEAR-2018-19	Introduction to dental anatomy Maxillary first molar Oral mucous membrane Tmj Occlusion Deglutition	Powerpoint Lms
Dr. E lakshmipriya	FIRST YEAR-2018-19	Enamel Salivary gland Development of tooth Development of face and oral cavity Development of face and oral cavity Maxillary lateral incisor Mandibular lateral incisor Pulp	Powerpoint Lms
Dr. Muhammeda fnan	FIRST YEAR-2018-19	Maxillary central incisor Mandibular central incisor Mandibular first molar Bone Tooth eruption Tooth shedding	Powerpoint Lms
Dr. Joe manual	FIRST YEAR-2018-19	Maxillary canine Mandibular canine Pdl Dentin Cementum Maxillary sinus Calcium phosphorus metabolism	Powerpoint Lms
DR. E LAKSHMIPRIYA	THIRD YEAR-2018-19	MICROBIAL INFECTIONS OF ORAL TISSUES. DEVELOPMENTAL DISTURBANCES OF ORAL & PARAORAL REGION : DEVELOPMENTAL DISTURBANCE OF JAWS, DEVELOPMENTAL DISTURBANCE OF LIPS & PALATE, DEVELOPMENTAL DISTURBANCE OF ORAL MUCOSA SYSTEMIC DISEASES INVOLVING ORAL CAVITY	Powerpoint Lms



Prof. Dr. Harvey Thomas MDS
Principal
Al-Azhar Dental College
Thodupuzha - 685 605



Head of the Department
Department of Oral and Maxillofacial Pathology
Al Azhar Dental College Perumpillichira P.O,
Thodupuzha - 685 605


Dr.Muhammeda fnan	THIRD YEAR- 2018-19	<p>ODONTOGENIC TUMORS OF ORAL CAVITY : CLASSIFICATION, AMELOBLASTOMA</p> <p>DEVELOPMENTAL DISTURBANCES : DISTURBANCE OF GINGIVA, TONGUE,SALIVARY GLAND</p> <p>ALLERGIES & IMMUNOLOGY : ANGIOEDEMA, DRUG ALLERGIES</p> <p>DISEASES OF PULP & PERIAPICAL TISSUES: DISEASES OF PULP, PERIAPICAL TISSUES</p> <p>TRAUMATIC, REACTIVE & REGRESSIVE LESIONS OF ORAL CAVITY</p> <p>DENTAL CARIES: HISTOPATHOLOGY, MICROBIOLOGY,IMMUNOLOGY, CARIES ACTIVITY TESTS, FACTORS INFLUENCING CARIES</p> <p>PERIODONTAL DISEASES</p> <p>PRINCIPLES OF BASIC ODONTOLOGY</p>	Powerpoint Lms
Dr. Girija k p	THIRD YEAR – 2018-19	<ul style="list-style-type: none"> •DEVELOPMENTAL DISTURBANCES OF ORAL & PARAORAL STRUCTURES : DEVELOPMENTAL DISTURBANCE IN SIZE OF TEETH, SHAPE OF TEETH, NUMBER OF TEETH. •BENIGN & MALIGNANT TUMORS OF ORAL CAVITY : PAPILOMA, KERATOACANTHOMA •NON- NEOPLASTIC SALIVARY GLAND DISEASES 	•Powerpoint •Lms
Dr. Joe manual	THIRD YEAR- 2018-19	<p>INFLAMMATORY DISEASES INVOLVING THE JAWS CHERUBISM , OSTEOGENESIS IMPERFECTA, PAGET’S DISEASE</p> <ul style="list-style-type: none"> •BENIGN & MALIGNANT TUMORS OF ORAL CAVITY : BCC, SCC, EPIDERMOID CARCINOMA, VERRUCOUS CARCINOMA,MALIGNANT MELANOMA, •CONNECTIVE TISSUE TUMORS •DISEASES OF TMJ •DISEASE OF NERVES : TRIGEMINAL NEURALGIA, SPHENOPALATINE & GLOSSOPHARYNGEAL NEURALGIA 	•Powerpoint •Lms


Prof. Dr. Harvey Thomas MDS
Principal
Al-Azhar Dental College
Thodupuzha -685 605



Head of the Department
Department of Oral and Maxillofacial Pathology
Al Azhar Dental College Perumpillichira P.O,
Thodupuzha -685 605

NAME OF STAFF	YEAR	TOPIC	ICT ENABLED TOOLS
Dr. Anjum Baker	FIRST YEAR-2019-20	Introduction to dental anatomy Maxillary first molar Oral mucous membrane Tmj Occlusion Deglutition	Powerpoint Lms
Dr. E lakshmipriya	FIRST YEAR-2019-20	Enamel Salivary gland Development of tooth Development of face and oral cavity Development of face and oral cavity Maxillary lateral incisor Mandibular lateral incisor Pulp	•Powerpoint •Lms
Dr. Muhammeda fnan	FIRST YEAR-2019-20	Maxillary central incisor Mandibular central incisor Mandibular first molar Bone Tooth eruption Tooth shedding	•Powerpoint Lms
Dr. Joe manual	FIRST YEAR-2019-20	Maxillary canine Mandibular canine Pdl Dentin Cementum Maxillary sinus Calcium phosphorus metabolism	•Powerpoint Lms
DR. E LAKSHMIPRIYA	THIRD YEAR-2019-20	•microbial infections of oral tissues. •developmental disturbances of oral & paraoral region : developmental disturbance of jaws, developmental disturbance of lips & palate, developmental disturbance of oral mucosa •systemic diseases involving oral cavity	•Powerpoint •Lms


Prof. Dr. Harvey Thomas MDS
Principal
Al-Azhar Dental College
Thodupuzha - 685 605



Head of the Department
Department of Oral and Maxillofacial Pathology
Al Azhar Dental College Perumpillichira P.O,
Thodupuzha - 685 605

Dr.Muhammeda fnan	THIRD YEAR-2019-20	<ul style="list-style-type: none"> •ODONTOGENIC TUMORS OF ORAL CAVITY : CLASSIFICATION, AMELOBLASTOMA •DEVELOPMENTAL DISTURBANCES : DISTURBANCE OF GINGIVA, TONGUE,SALIVARY GLAND •ALLERGIES & IMMUNOLOGY : ANGIOEDEMA, DRUG ALLERGIES •DISEASES OF PULP & PERIAPICAL TISSUES: DISEASES OF PULP, PERIAPICAL TISSUES •TRAUMATIC, REACTIVE & REGRESSIVE LESIONS OF ORAL CAVITY •DENTAL CARIES: HISTOPATHOLOGY, MICROBIOLOGY,IMMUNOLOGY, CARIES ACTIVITY TESTS, FACTORS INFLUENCING CARIES •PERIODONTAL DISEASES •PRINCIPLES OF BASIC ODONTOLOGY 	<ul style="list-style-type: none"> •Powerpoint •Lms
Dr. Anjum Baker	THIRD YEAR-2019-20	<ul style="list-style-type: none"> •DEVELOPMENTAL DISTURBANCES OF ORAL & PARAORAL STRUCTURES : DEVELOPMENTAL DISTURBANCE IN SIZE OF TEETH, SHAPE OF TEETH, NUMBER OF TEETH. •BENIGN & MALIGNANT TUMORS OF ORAL CAVITY : PAPILOMA, KERATOACANTHOMA •NON- NEOPLASTIC SALIVARY GLAND DISEASES 	<ul style="list-style-type: none"> •Powerpoint •Lms
Dr. Joe manual	THIRD YEAR-2019-20	<ul style="list-style-type: none"> INFLAMMATORY DISEASES INVOLVING THE JAWS CHERUBISM , OSTEOGENESIS IMPERFECTA, PAGET'S DISEASE •BENIGN & MALIGNANT TUMORS OF ORAL CAVITY : BCC, SCC, EPIDERMOID CARCINOMA, VERRUCOUS CARCINOMA,MALIGNANT MELANOMA, •CONNECTIVE TISSUE TUMORS •DISEASES OF TMJ •DISEASE OF NERVES : TRIGEMINAL NEURALGIA, SPHENOPALATINE & GLOSSOPHARYNGEAL NEURALGIA 	<ul style="list-style-type: none"> •Powerpoint •Lms




Prof. Dr. Harvey Thomas MDS
Principal
Al-Azhar Dental College
Thodupuzha - 685 605



NAME OF STAFF	YEAR	TOPIC	ICT ENABLED TOOLS
Dr. Anjum Baker	FIRST YEAR-2020-21	Introduction to dental anatomy Maxillary first molar Oral mucous membrane Tmj Occlusion Deglutition	Powerpoint Lms
Dr. E lakshmipriya	FIRST YEAR-2020-21	Enamel Salivary gland Development of tooth Development of face and oral cavity Development of face and oral cavity Maxillary lateral incisor Mandibular lateral incisor Pulp	•Powerpoint •Lms
Dr.Muhammeda fnan	FIRST YEAR-2020-21	Maxillary central incisor Mandibular central incisor Mandibular first molar Bone Tooth eruption Tooth shedding	•Powerpoint Lms
Dr.Joe manual	FIRST YEAR-2020-21	Maxillary canine Mandibular canine Pdl Dentin Cementum Maxillary sinus Calcium phosphorus metabolism	•Powerpoint Lms
DR. E LAKSHMIPRIYA	THIRD YEAR-2020-21	<ul style="list-style-type: none"> •microbial infections of oral tissues. •developmental disturbances of oral & paraoral region : developmental disturbance of jaws, developmental disturbance of lips & palate, developmental disturbance of oral mucosa •systemic diseases involving oral cavity 	<ul style="list-style-type: none"> •Powerpoint •Lms



Prof. Dr. Harvey Thomas MDS
Principal
Al-Azhar Dental College
Thodupuzha - 685 605



Head of the Department
Department of Oral and Maxillofacial Pathology
Al Azhar Dental College Perumpillichira P.O
Thodupuzha - 685 605



Dr.Muhammeda fnan	THIRD YEAR – 2020-21	<ul style="list-style-type: none"> •odontogenic tumors of oral cavity : classification, ameloblastoma •developmental disturbances : disturbance of gingiva, tongue,salivary gland •allergies & immunology : angioedema, drug allergies •diseases of pulp & periapical tissues: diseases of pulp, periapical tissues •traumatic, reactive & regressive lesions of oral cavity •dental caries: histopathology, microbiology,immunology, caries activity tests, factors influencing caries •periodontal diseases •principles of basic odontology 	<ul style="list-style-type: none"> •Powerpoint •Lms
Dr. Anjum Baker	THIRD YEAR-2020- 21	<ul style="list-style-type: none"> •DEVELOPMENTAL DISTURBANCES OF ORAL & PARAORAL STRUCTURES : DEVELOPMENTAL DISTURBANCE IN SIZE OF TEETH, SHAPE OF TEETH, NUMBER OF TEETH. •BENIGN & MALIGNANT TUMORS OF ORAL CAVITY : PAPILOMA, KERATOACANTHOMA •NON- NEOPLASTIC SALIVARY GLAND DISEASES 	<ul style="list-style-type: none"> •Powerpoint •Lms

Prof. Dr. Harvey Thomas MDS
Principal
Al-Azhar Dental College
Thodupuzha - 685 605



Head of the Department
Department of Oral and Maxillofacial Pathology
Al Azhar Dental College Perumpillichira P.O,
Thodupuzha - 685 605



Dr. Joe manual	THIRD YEAR-2020-21	<p>INFLAMMATORY DISEASES INVOLVING THE JAWS CHERUBISM , OSTEOGENESIS IMPERFECTA, PAGET'S DISEASE</p> <ul style="list-style-type: none"> •BENIGN & MALIGNANT TUMORS OF ORAL CAVITY : BCC, SCC, EPIDERMOID CARCINOMA, VERRUCOUS CARCINOMA,MALIGNANT MELANOMA, •CONNECTIVE TISSUE TUMORS •DISEASES OF TMJ •DISEASE OF NERVES : TRIGEMINAL NEURALGIA, SPHENOPALATINE & GLOSSOPHARYNGEAL NEURALGIA 	<ul style="list-style-type: none"> •Powerpoint •Lms
----------------	--------------------	---	---

[Handwritten signature]

**Head of the Department
Department of Oral and Maxillofacial Pathology
Al Azhar Dental College Perumpillichira P.O,
Thodupuzha - 685 605**


[Handwritten signature]
**Prof. Dr. Harvey Thomas MDS
Principal
Al-Azhar Dental College
Thodupuzha - 685 605**



Dr.Muhammedafnan	Third year—2021-22	<ul style="list-style-type: none"> •ODONTOGENIC TUMORS OF ORAL CAVITY : CLASSIFICATION, AMELOBLASTOMA •DEVELOPMENTAL DISTURBANCES : DISTURBANCE OF GINGIVA, TONGUE,SALIVARY GLAND •ALLERGIES & IMMUNOLOGY : ANGIOEDEMA, DRUG ALLERGIES •DISEASES OF PULP & PERIAPICAL TISSUES: DISEASES OF PULP, PERIAPICAL TISSUES •TRAUMATIC, REACTIVE & REGRESSIVE LESIONS OF ORAL CAVITY •DENTAL CARIES: HISTOPATHOLOGY, MICROBIOLOGY,IMMUNOLOGY, CARIES ACTIVITY TESTS, FACTORS INFLUENCING CARIES •PERIODONTAL DISEASES •PRINCIPLES OF BASIC ODONTOLOGY 	<ul style="list-style-type: none"> •Powerpoint •Lms
Dr. Elizabeth Sojan	Third year-2021-22	<ul style="list-style-type: none"> •DEVELOPMENTAL DISTURBANCES OF ORAL & PARAORAL STRUCTURES : DEVELOPMENTAL DISTURBANCE IN SIZE OF TEETH, SHAPE OF TEETH, NUMBER OF TEETH. •BENIGN & MALIGNANT TUMORS OF ORAL CAVITY : PAPILOMA, KERAṬOACANTHOMA •NON- NEOPLASTIC SALIVARY GLAND DISEASES 	<ul style="list-style-type: none"> •Powerpoint •Lms



Prof. Dr. Harvey Thomas MDS
Principal
Al-Azhar Dental College
Thodupuzha -685 605



Head of the Department
Department of Oral and Maxillofacial Pathology
Al Azhar Dental College Perumpillichira P.O,
Thodupuzha - 685 605



NAME OF STAFF	YEAR	TOPIC	ICT ENABLED TOOLS
Dr. Elizabeth Sojan	FIRST YEAR-2021-22	Introduction to dental anatomy Maxillary first molar Oral mucous membrane Tmj Occlusion Deglutition	Powerpoint Lms
Dr. Hima Raj	FIRST YEAR-2021-22	Enamel Salivary gland Development of tooth Development of face and oral cavity Development of face and oral cavity Maxillary lateral incisor Mandibular lateral incisor Pulp	•Powerpoint •Lms
Dr. Muhammedafnan	FIRST YEAR-2021-22	Maxillary central incisor Mandibular central incisor Mandibular first molar Bone Tooth eruption Tooth shedding	•Powerpoint Lms
Dr. Joe manual	FIRST YEAR-2021-22	Maxillary canine Mandibular canine Pdl Dentin Cementum Maxillary sinus Calcium phosphorus metabolism	•Powerpoint Lms
DR. Hima Raj	Third year-2021-22	<ul style="list-style-type: none"> •MICROBIAL INFECTIONS OF ORAL TISSUES. •DEVELOPMENTAL DISTURBANCES OF ORAL & PARAORAL REGION : DEVELOPMENTAL DISTURBANCE OF JAWS, DEVELOPMENTAL DISTURBANCE OF LIPS & PALATE, DEVELOPMENTAL DISTURBANCE OF ORAL MUCOSA •SYSTEMIC DISEASES INVOLVING ORAL CAVITY 	•Powerpoint •Lms




Prof. Dr. Harvey Thomas MDS
Principal
Al-Azhar Dental College
Thodupuzha - 685 605



• Head of the Department
Department of Oral and Maxillofacial Pathology
Al Azhar Dental College Perumpillichira P.O,
Thodupuzha - 685 605

Dr. Joe manual	Third year-2021-22	<p>INFLAMMATORY DISEASES INVOLVING THE JAWS CHERUBISM , OSTEOGENESIS IMPERFECTA, PAGET'S DISEASE</p> <ul style="list-style-type: none"> •BENIGN & MALIGNANT TUMORS OF ORAL CAVITY : BCC, SCC, EPIDERMOID CARCINOMA, VERRUCOUS CARCINOMA,MALIGNANT MELANOMA, •CONNECTIVE TISSUE TUMORS •DISEASES OF TMJ •DISEASE OF NERVES : TRIGEMINAL NEURALGIA, SPHENOPALATINE & GLOSSOPHARYNGEAL NEURALGIA 	<ul style="list-style-type: none"> •Powerpoint •Lms
----------------	--------------------	---	---



Prof. Dr. Harvey Thomas MDS
 Principal
 Al-Azhar Dental College
 Thodupuzha - 685 605



• Head of the Department
 Department of Oral and Maxillofacial Pathology
 Al Azhar Dental College Perumpillichira P.O,
 Thodupuzha - 685 605



NAME OF STAFF	YEAR	TOPIC	ICT ENABLED TOOLS
Dr. Elizabeth Sojan	FIRST YEAR-2022-23	Introduction to dental anatomy Maxillary first molar Oral mucous membrane Tmj Occlusion Deglutition	Powerpoint Lms
Dr. E.Lakshmipriya	FIRST YEAR-2022-23	Enamel Salivary gland Development of tooth Development of face and oral cavity Development of face and oral cavity Maxillary lateral incisor Mandibular lateral incisor Pulp	•Powerpoint •Lms
Dr.Diana	FIRST YEAR-2022-23	Maxillary central incisor Mandibular central incisor Mandibular first molar Bone Tooth eruption Tooth shedding	•Powerpoint Lms
Dr.Joe manual	FIRST YEAR-2022-23	Maxillary canine Mandibular canine Pdl Dentin Cementum Maxillary sinus Calcium phosphorus metabolism	•Powerpoint Lms
DR. E.Lakshmipriya	Third year-2022-23	•MICROBIAL INFECTIONS OF ORAL TISSUES. •DEVELOPMENTAL DISTURBANCES OF ORAL & PARAORAL REGION : DEVELOPMENTAL DISTURBANCE OF JAWS, DEVELOPMENTAL DISTURBANCE OF LIPS & PALATE, DEVELOPMENTAL DISTURBANCE OF ORAL MUCOSA •SYSTEMIC DISEASES INVOLVING ORAL CAVITY	•Powerpoint •Lms

Prof. Dr. Harvey Thomas M.D.
Principal
Al-Azhar Dental College
Thodupuzha - 685 605

Head of the Department
Department of Oral and Maxillofacial Pathology
Al Azhar Dental College Perumpillichira P.O,
Thodupuzha - 685 605

Dr. Diana	Third year—2022-23	<ul style="list-style-type: none"> •ODONTOGENIC TUMORS OF ORAL CAVITY : CLASSIFICATION, AMELOBLASTOMA •DEVELOPMENTAL DISTURBANCES : DISTURBANCE OF GINGIVA, TONGUE,SALIVARY GLAND •ALLERGIES & IMMUNOLOGY : ANGIOEDEMA, DRUG ALLERGIES •DISEASES OF PULP & PERIAPICAL TISSUES: DISEASES OF PULP, PERIAPICAL TISSUES •TRAUMATIC, REACTIVE & REGRESSIVE LESIONS OF ORAL CAVITY •DENTAL CARIES: HISTOPATHOLOGY, MICROBIOLOGY,IMMUNOLOGY, CARIES ACTIVITY TESTS, FACTORS INFLUENCING CARIES •PERIODONTAL DISEASES •PRINCIPLES OF BASIC ODONTOLOGY 	<ul style="list-style-type: none"> •Powerpoint •Lms
Dr. Elizabeth Sojan	Third year-2022-23	<ul style="list-style-type: none"> •DEVELOPMENTAL DISTURBANCES OF ORAL & PARAORAL STRUCTURES : DEVELOPMENTAL DISTURBANCE IN SIZE OF TEETH, SHAPE OF TEETH, NUMBER OF TEETH. •BENIGN & MALIGNANT TUMORS OF ORAL CAVITY : PAPILLOMA, KERATOACANTHOMA •NON- NEOPLASTIC SALIVARY GLAND DISEASES 	<ul style="list-style-type: none"> •Powerpoint •Lms



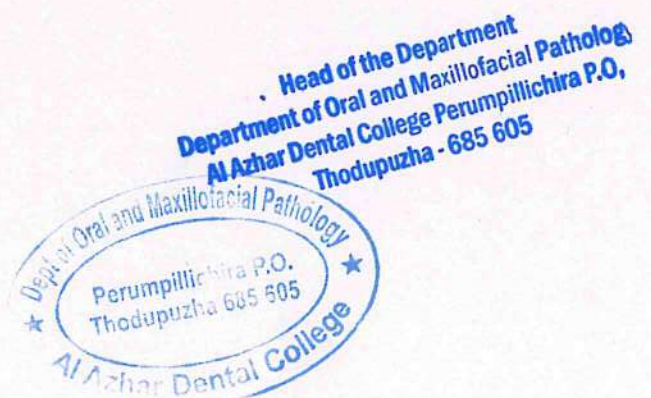
Prof. Dr. Harvey Thomas MDS
Principal
Al-Azhar Dental College
Thodupuzha -685 605




Dr. Joe manual	Third year-2022-23	<p>INFLAMMATORY DISEASES INVOLVING THE JAWS CHERUBISM , OSTEOGENESIS IMPERFECTA, PAGET'S DISEASE</p> <ul style="list-style-type: none"> •BENIGN & MALIGNANT TUMORS OF ORAL CAVITY : BCC, SCC, EPIDERMOID CARCINOMA, VERRUCOUS CARCINOMA,MALIGNANT MELANOMA, •CONNECTIVE TISSUE TUMORS •DISEASES OF TMJ •DISEASE OF NERVES : TRIGEMINAL NEURALGIA, SPHENOPALATINE & GLOSSOPHARYNGEAL NEURALGIA 	<ul style="list-style-type: none"> •Powerpoint •Lms
----------------	--------------------	---	---



Prof. Dr. Harvey Thomas MDS
Principal
Al-Azhar Dental College
Thodupuzha - 685 605





Off : 04862 224366
Fax: 04862 229586

AL-AZHAR DENTAL COLLEGE

(APPROVED BY DENTAL COUNCIL OF INDIA & AFFILIATED TO KUHS)

RUN BY NOORUL ISLAM TRUST

PERUMPILLICHIRA P. O., THODUPUZHA, IDUKKI DIST., KERALA- 685 605

DEPARTMENT DRIVES



Prof. Dr. Harvey Thomas MDS
Principal
Al-Azhar Dental College
Thodupuzha - 685 605